

QuiltCon 2019

A small selection from over
500 quilts at the show.



BoulderMQG Quilts








Anne Deister



Laura Loewen

Quilting Challenge : Two Color





Quilting Challenge



Subdivision

Katherine Jones

- Chigwell, Tasmania, Australia
- Tasmanian Modern Quilt Guild
- @twocatsquilts


Over the past decade in Australia there has been a trend to subdivide our large suburban backyards in order to build additional houses. I wanted to explore this idea in fabric, splicing one piece of fabric into ever smaller divisions. Made from Kona cotton and red oakshott cotton, machine pieced and longarm quilted.

Techniques: machine pieced, machine quilted on a frame - the needle moved over the stationary quilt (such as a long-arm machine).

\$500

APQ 5

Vote for People's Choice with Quilt # 322



QUILTING CHALLENGE



QUILTCON

presented by THE MODERN QUILT GUILD

Quilting Challenge



Pickle Knots

Heather Black

Spokane, Washington, United States

Inland Northwest Modern Quilt Guild

@quiltachusetts

Pickle Knots was designed for the American Patchwork & Quilting Two-Color Quilt Challenge and inspired by the knots used to make macrame. I chose to use Kona Pickle and Kona Storm to create a high contrast but slightly muted pairing.

Techniques: machine pieced, machine quilted on a frame - the needle moved over the stationary quilt (such as a long-arm machine).

Not for sale.

APQ 5

Vote for People's Choice with Quilt # 86

SPONSORED BY







QUILTCON
presented by THE MODERN QUILT GUILD

Quilting Challenge

See Right Through Me
Yvonne Fuchs
Tehachapi, California, United States
Individual Member
@quiltingetgirl

Inspired by a mini quilt I made in 2018, I wanted to challenge myself to expand the idea and achieve greater piecing precision. The solid, two color, high contrast palette strips down the design and all the details of the quilt are easier to see. Cropping the design, I hoped to achieve a sense of intimacy with a viewer; making them feel drawn in. By inviting such close inspection, I feel very vulnerable, represented by the inverted X-ray block. Pieced using traditional piecing methods (rot paper pieced).

Techniques: machine pieced, machine quilted without a frame - the quilt moved under the stationary needle.

Not for sale. APQ 5

Vote for People's Choice with Quilt # 90

SPONSORED BY
**AMERICAN
PATCHWORK &
quilting**



QUILTCON
presented by THE MODERN QUILT GUILD

Quilting Challenge

Super Donut
Stephanie Skardal
Clemmons, North Carolina, United States
Individual Member
@stephskardal

This original design was inspired by my personal challenge of creating curves from my typical linear, geometric aesthetic. A graphic two-color palette brings focus to the piecing, and domestic machine quilting continues the theme of using lines to add curved quilty texture. A bright, coral, solid back (two tones) compliments the aqua. This quilt was designed in Photoshop, cut and pieced based on a paper template, and machine quilted with a walking foot.

Techniques: hand appliquéd, machine pieced, machine quilted without a frame
- the quilt moved under the stationary needle.

Not for sale. APQS

Vote for People's Choice with Quilt # 88

SPONSORED BY
AMERICAN
PATCHWORK &
quilting



presented by THE MODERN QUILT GUILD

Quilting Challenge

◆◆◆

Twin Peaks
Beth Shutty
Summerfield, Florida, United States
Central Florida Modern Quilt Guild
@Blue-dragonfly5

This two color challenge quilt is a shape based design inspired by Amy Friend's book, *Improv Paper Piecing*. I redesigned the triangle because it reminded me of mountains surrounding my hometown. Improv wedges were inserted randomly to create 7 different blocks using EQ8. The walking-foot quilting uses a decorative stitch to represent streams cascading down the mountains with plateau lake. Stitches represent sun-rays, clouds and low altitude mist creates a landscape of Pennsylvania Mountains.

Techniques: machine pieced, machine quilted without a frame - the quilt moved under the stationary needle, paper pieced.
Sources: Inspiration came from Amy Friend's book *Improv Paper Piecing*

APQ 5

Not for sale.

Vote for People's Choice with Quilt # 130

SPONSORED BY
AMERICAN
PATCHWORK &
quilting



QUILTCON
presented by THE MODERN QUILT GUILD

Quilting Challenge

◆◆◆

Two Color Haiku
Dawn Golstab
Leander, Texas, United States
Austin Modern Quilt Guild
@rockin_g_quilts

Two Color Haiku
Time is passing by
Knee high by Fourth of July
Reaching for the sky

Techniques: machine pieced, machine quilted on a frame - the needle moved over the stationary quilt (such as a long-arm machine).

Not for sale. APQ 5

Vote for People's Choice with Quilt # 180

SPONSORED BY
AMERICAN
PATCHWORK &
quilting



QUILTCON
presented by THE MODERN QUILT GUILD®

Quilting Challenge

♦ ♦ ♦

Klem
Daisy Aschehaug
Nesodden, Norway
Individual Member
@warmfolk


There's no specific intent behind the shapes in this design. I experimented with the placement of lines and curves until I found something that seemed balanced enough to feel good but just enough "off" to be interesting. I'm drawn to patterns that are just shy of being completely consistent, and in this particular piece, I enjoyed the small bit of chaos in the relationship between the background and the foreground.

Techniques: machine pieced, machine quilted on a frame - the needle moved over the stationary quilt (such as a long-arm machine).

Not for sale. APQ 5

Vote for People's Choice with Quilt # 210

SPONSORED BY
AMERICAN PATCHWORK & quilting.





QUILTCON

presented by THE MODERN QUILT GUILD

Quilting Challenge



The Steadfast HST

Cheryl Smallwood
Okemos, Michigan, United States
Ann Arbor Modern Quilt Guild
@cherylsmallwood

Inspired by the extensive collection of quilts in the book, *Red and White Quilts: Infinite Variety*, I was drawn to make a red and white quilt of my own, using improv curved piecing.

Techniques: machine pieced, machine quilted without a frame - the quilt moved under the stationary needle, piecing.


Not for sale.

APQ 5

Vote for People's Choice with Quilt # 1619


SPONSORED BY

AMERICAN
PATCHWORK &
quilting



QUILT
Exhibition
2015
The Quilt Society
of the Pacific Northwest
Seattle, WA
www.quiltsociety.org





Small blue certificate with text and a logo.





Quilting Challenge

Woodcut

Irene Roderick
Austin, Texas, United States
Austin Modern Quilt Guild
@hixsonir

I tried to find unusual colors that I would be hard-pressed to use in another quilt to challenge myself. The final version was dubbed "Woodcut" by a friend who works in wood.

Techniques: machine pieced, machine quilted without a frame - the quilt moved under the stationary needle, improvisational piecing.

\$800

APQS

Vote for People's Choice with Quilt # 675





QUILTCON

presented by THE MODERN QUILT GUILD™

Quilting Challenge



Tidal Wave

Krystina Hopkins
Richfield, Minnesota, United States
Individual Member
@khquilts

This quilt plays with proportions of half-square and half-rectangle triangles. This arrangement evokes a sense of curvature where there is only straight lines and give the piece a wave-like movement

Techniques: machine pieced, machine quilted without a frame - the quilt moved under the stationary needle.

Not for sale.

APQ 5

Vote for People's Choice with Quilt # 261

SPONSORED BY

AMERICAN
PATCHWORK &
quilting



QUILTCON
presented by THE MODERN QUILT GUILD

Quilting Challenge

Title
Jan Prytz
Murrieta, California, United States
Temecula Valley Modern Quilt Guild

This is my own design. I took my inspiration from Athos Bulcão, a Brazilian artist. It's a simple design comprised of two quilt blocks.

Quilted by: Nancy Thomas
Techniques: machine pieced, machine quilted on a frame - the needle moved over the stationary quilt (such as a long-arm machine).
Sources: Athos Bulcão a Brazilian artist

\$1,600 APQ 5

Vote for People's Choice with Quilt # 265

SPONSORED BY
AMERICAN
PATCHWORK &
quilting



QUILT CON
presented by THE MODERN QUILT GUILD

Quilting Challenge

◆◆◆

Bridges
Jayne Willis
Brentwood, Tennessee, United States
Music City Modern Quilt Guild
@twiggysandopal

When I designed this paper pieced block, I was instantly inspired by bridges! Steel, beams, rivets...all part of a structure that is vital in the building of bridges. My mind kept wandering to my days in Portland Oregon where steel bridges are part of the landscape, part of the history of the city. Sturdy, functional and amazingly beautiful these bridges are a mind boggling jungle of angles.

Techniques: machine pieced, machine quilted without a frame - the quilt moved under the stationary needle, paper pieced.

\$400

APQS

Vote for People's Choice with Quilt # 290

SPONSORED BY
AMERICAN
PATCHWORK &
quilting



QUILTCON

presented by THE MODERN QUILT GUILD

Quilting Challenge

Refraction

Megan M Ellinger
Spring Hill, Tennessee, United States
Music City Modern Quilt Guild

Inspired by the traditional Drunkard's Path block, I chose to play with scale and secondary designs to create this two-color quilt. The shapes are emphasized by the quilting lines which travel from some shapes into others, changing density as they bend.

Techniques: machine pieced, machine quilted on a frame - the needle moved over the stationary quilt.
Source: The Drunkard's Path block was one that really drew me to quilting two and a half years ago. My favorite part of the block was the ability to create both curved and linear secondary designs in the negative space which I emphasized with the quilting design.


Not for sale.

APQS

Vote for People's Choice with Quilt # 894

SPONSORED BY

AMERICAN
PATCHWORK &
quilting



Quilting Challenge



Pink Lemonade

Jera MacKenzie
 Calgary, Alberta, Canada
 Calgary Modern Quilt Guild
 @jeramackenzie

I love the challenge of using only two colors in a quilt. It was summertime when this challenge came out and my mind immediately went to the theme of summertime fun. I was trying to capture the whimsy of kids playing, eating ice cream and selling lemonade.

Techniques: Machine pieced, Machine quilted without a frame - the quilt moved under the stationary needle.

\$200

APQ 5

Vote for People's Choice with Quilt # 834

Quilting Challenge



"Why Can't We All Just Get Along?"

Susan Kassler
 Wrentham, Massachusetts, United States
 Rhode Island Modern Quilt Guild

Red States. Blue States. Whatever happened to the United States?

My quilt was inspired by my frustration with the political climate in the US currently. I included equal amounts of the blue and red fabrics. We are all human first, so we just need to start talking to each other. The big-stitch hand-quilted circle represents unity.

Techniques: hand quilted, machine pieced, machine quilted without a frame - the quilt moved under the stationary needle.

Not for sale.

APQ 5

Vote for People's Choice with Quilt # 1121

Quilting Challenge



Grey Lines #1

Maria A Harris
 Viby, Denmark
 Individual Member


I saw a rug in a doctor's waiting room, and immediately knew I had to make a quilt inspired by that. 22 hours later I had made this quilt.

Techniques: machine pieced, machine quilted without a frame - the quilt moved under the stationary needle, improvisational piecing.

\$400

APQ 5

Vote for People's Choice with Quilt # 1429



QUILTCON
presented by THE MODERN QUILT GUILD

Quilting Challenge

Breeze-blocks
Kristen Andrews
New Westminster, British Columbia, Canada
Vancouver Modern Quilt Guild
@_kristenandrews_


I have been appreciating the beauty of humble concrete breeze-blocks for a few years now, both in my own neighborhood and while traveling. I find their utilitarian, repetitive, geometric patterns practical and beautiful - like quilts! Sometimes they look cheap and other times they're painted up proud or even elegant. I was inspired by the many wonderful patterns and decided to make a quilt. It was perfect for a two-color challenge!

Quilted by: Pam Gosselin
Techniques: machine pieced, machine quilted on a frame - the needle moved over the stationary quilt (such as a long-arm machine).

Not for sale. APQ 5

Vote for People's Choice with Quilt # 1336

SPONSORED BY
**AMERICAN
PATCHWORK &
quilting**





Quilting Challenge



Let the beauty of what you love be what you do

Tiffany N Taylor
Elk Grove, California, United States
Individual Member
@tntquills

A two color quilt calls for binary code! Using my favorite colors, I translated this inspirational quote into binary code, with blank squares for 0 and HST units for 1. I closely straight line quilted it in matching pink thread, with some purple thread to emphasize the columns. "Let the beauty of what you love be what you do" is a line from a poem by Rumi, and I love it because it reminds me why I quilt.

Techniques: machine pieced, machine quilted without a frame - the quilt moved under the stationary needle.
Source: 13th century poem by Rumi, binary code.

Not for sale.

APQ

Vote for People's Choice with Quilt # 1458

Quilting Challenge



MCM

Lynne Mackay-Atha
Rockville, Maryland, United States
Washington D.C. Modern Quilt Guild
@tinkingalong

I wanted to challenge myself to make a quilt with just two colors. Once I settled on red and white, I started with a few bold curves and followed where they led me. As I stepped away, the shapes that were created reminded me of those of the Mid-Century Modern design that I grew up with.

Techniques: machine pieced, machine quilted without a frame - the quilt moved under the stationary needle, piecing.

Not for sale.

APQ 5

Vote for People's Choice with Quilt # 1746

Quilting Challenge



Chartreuse Curvation

Laura Ward
Round Rock, Texas, United States
Austin Modern Quilt Guild
@crafttakeover

This quilt design was created with two types of appliqué: needle turn and bias tape. The monochrome appliqué layers are mixed with darker woven pieces to add texture and contrast. Shiny chartreuse silk thread was used to hand quilt echoes between the arched bias tape, and the curved shapes are surrounded by a machine quilted grid. The camouflage appliqué was born from a project I did in 2018 - #100daysofcurvedapplique. I was happy to have the chance to make a quilt almost entirely of hidden shapes.

Techniques: hand appliqué, hand quilted, machine pieced, machine appliqué, machine quilted without a frame - the quilt moved under the stationary needle.

Not for sale.

APQ 5

Vote for People's Choice with Quilt # 1441



Quilting Challenge



Transition

Julie Reuben

Cambridge, Massachusetts, United States

Cambridge Modern Quilt Guild

@b_plus_q

As I age, I find myself meditating on change. We begin as one thing and gradually become another. Pieces join together and form a path. To create this quilt, I used freezer paper to piece a number of different triangles in 6", 4", 3", and 2" square blocks. I arranged those blocks so the edges of the triangles would create a curving path in which the triangles shift from orange to burgundy. I quilted the path in dense uneven orange lines contrasting with the evenly spaced vertical lines of the background. Bright orange and deep burgundy intermingle but remain distinct.

Techniques: machine pieced, machine quilted without a frame - the quilt moved under the stationary needle, paper pieced.

Not for sale.

APQ 5

Vote for People's Choice with Quilt # 1296




Applique













QUILTCON

presented by THE MODERN QUILT GUILD

Appliqué



Circles

Hanna Farquharson
Saltcoats, Saskatchewan, Canada
Individual Member
@h_farquharson_studio

We belong to many kinds of circles in our lives. I belong to a quilt circle that I enjoy very much. I made this quilt in appreciation of the quilt circle, life circle, my family circle, my town and community circle and many others. I use pieces of my family tartan and my town's unique tartan in the binding of the quilt. The biggest circle represents the very large solar system design.

Techniques: hand pieced, hand appliquéd, hand quilted.

Not for sale.

APP 5

Vote for People's Choice with Quilt # 628

SPONSORED BY





Appliqué

◆◆◆

Sit-In
 Frances Dowell
 Durham, North Carolina, United States
 Triangle Modern Quilt Guild
 @offkilterquilt

When I saw artist Beverly Buchanan's drawing of a rustic chair, I was inspired by both its style and bright colors. I envisioned a quilt of similar chairs in neat rows (a la Warhol's soup cans). But I discovered that I liked the chairs in irregular groupings, as though people had pulled them here and there to sit with friends or by themselves. Ghost chairs are quilted in between the appliqued chairs. I'm still pondering who the ghost chairs belong to and why they remain in the room.

Techniques: machine appliquéd, machine quilted without a frame - the quilt moved under the stationary needle.
Sources: Beverly Buchanan, Artist - only the design of the chair
 Not for sale. APP 5

Vote for People's Choice with Quilt # 1154





QUILTCON

presented by THE MODERN QUILT GUILD

Appliqué



Cairn

Jessica Levitt
 Bridgewater, New Jersey, United States
 Central Jersey Modern Quilt Guild
 @jtlevitt

My desire was to explore simple, striking shapes that look hand drawn or cut. The organic curves are created using machine sewn reverse-appliqué with freezer paper. The design is inspired by mid-century modern painting and collage, particularly the works of designer Rex Ray. I chose fabrics with subtle, imperfect textures to mimic hand-painted papers. And continued with the hand-guided quilting designs to keep the sketch-like feel. The composition reminds me of stones stacked to mark trails: a cairn.

Techniques: machine pieced, machine appliquéd, machine quilted on a frame - the needle moved over the stationary quilt, reverse-appliqué with freezer paper.
Source: Inspired by Rex Ray, a mid-century graphic designer and collage artist.

\$1,100

APP'S

Vote for People's Choice with Quilt # 1560

SPONSORED BY





QUILTCON

presented by THE MODERN QUILT GUILD

Appliqué

Harry Styles, But A Quilt

Liz Harvatine
Burbank, California, United States
Los Angeles Modern Quilt Guild
@ladyharvatine

Inspired by the magical unicorn that is Harry Styles, this quilt is made out of wool suiting and shirting fabrics, as well as traditional quilting cotton. The floral motifs are hand appliquéd and the quilt is both machine quilted and hand tied.

Techniques: hand appliquéd, hand embroidered, machine pieced, machine quilted without a frame - the quilt moved under the stationary needle.

Not for sale.

APP NO 3


Vote for People's Choice with Quilt # 1749

SPONSORED BY



Improvisation







Improvisation



Niebla:Fog

Stephanie Ruyle
Denver, Colorado, United States
Denver Metro Modern Quilt Guild
@spontaneousthreads

How much solid "white" fabric do you have in your scrap bin?
Enough to make a subtle quilt with a not-so-subtle message? Fabric scraps were used "as is" celebrating their difference because every one belongs. The journey to creation/life is never a straight line and we must look past/beneath first impressions to "see" what is hidden. The play of dark and light in this quilt is intentional and necessary.

Techniques: machine pieced, machine quilted without a frame - the quilt moved under the stationary needle, piecing.

Not for sale.

IMV.S

Vote for People's Choice with Quilt # 259





QUILT CON
presented by THE MODERN QUILT GUILD

Improvisation

Sprinkles
Debra Jalbert
Clermont, Florida, United States
Orlando Modern Quilt Guild
@madeofhonorquilt


Sprinkles reminds me of the toppings I love on my ice cream now and as a kid. It was created with leftover quilt pieces cut to a maximum size of 3/8" of an inch. The hot pink fabric reminds me of my favorite ice cream flavor, raspberry.

Techniques: machine pieced, machine quilted on a frame - the needle moved over the stationary quilt, piecing.


Not for sale. IMV 5

Vote for People's Choice with Quilt # 55

SPONSORED BY



The logo for Pineapple Fabrics features a stylized pineapple with a green and yellow diamond pattern on its body and a crown of green leaves. Below the pineapple, the words "PINEAPPLE FABRICS" are written in a bold, sans-serif font.



A decorative border at the bottom of the page consists of a row of colorful triangles in shades of teal, yellow, orange, and blue, arranged in a repeating pattern.



Improvisation



But, was that Me?

Heidi Parkes
Milwaukee, Wisconsin, United States
Chicago Modern Quilt Guild
@Heidi.Parkes

This quilt subtly includes Marcel Proust's words, "What a task of remodeling is performed every day by habit." The starting point is a yellow polka-dot skirt that I purchased seven years and twenty pounds ago. The yellow waistband is contrasted with a pink appliquéd tracing of my current waist. I approached this improvisationally, learning how I've changed over time. Transparent silks create an internal archeology, allowing the viewer to see inside the memory of the quilt, revealing its history as well as mine.

Techniques: hand pieced, hand appliquéd, hand quilted, improvisational piecing, improvisational quilting.

Source: *Remembrance of Things Past* by Marcel Proust inspired acknowledging my past and current self.

\$3,000

IMV 3

Vote for People's Choice with Quilt # 297



QUILTCON

presented by THE MODERN QUILT GUILD

Improvisation



Zip It up!

Melissa Everett
Knoxville, Tennessee, United States
Knoxville Modern Quilt Guild
@mne_textiles

When I began this zipper improv work, I didn't think it would take on quite the meaning it did. But with all of the hate spewing out of the White House and masculine toxicity being tolerated, I knew these zippers were important to share. Zip your lips, zip you pants, respect your neighbor ... I could keep going, but I'll leave it at this, the girls are coming for you.

Techniques: Machine pieced, Machine quilted without a frame - the quilt moved under the stationary needle, Improvisational piecing, No ruler was used.
Sources: Stephanie Ruyle,...


\$750

IMV'S

Vote for People's Choice with Quilt # 1003

SPONSORED BY





Improvisation



Desert Bloom
Annabel Wrigley
Warrenton, VA, United States
Individual Member

"Desert Bloom" is a raw edge appliqué quilt created by layering color to create transparency and color flow. This quilt started with a basic doodle and was layered and built upon creating a finished piece that feels like a desert scene at sunset.

Techniques: machine appliqué, machine quilted without a frame - the quilt moved under the stationary needle, piecing.

Not for sale.

IMV 5

Vote for People's Choice with Quilt # 1108

Improvisation



Sivers of Rivers
Simone Bradford
Riverside, California, United States
Inland Empire Modern Quilt Guild
@simone.g.b

Sivers of Rivers was inspired by an ombre painted wall and wooden drawer pulls on an old-fashioned filing cabinet. It was challenging to create the seamless green ombre with the many pieces of ombre fabric by V & Co. I would often choose the next tint of green then come back later to confirm if it stayed or was rejected. Quilting the horizontal rivers seemed to flow naturally with the peaceful feel of the ombre. The size of the quilted rivers also mimics the fade of the green fabric.

Technique: machine pieced, machine quilted without a frame - the quilt moved under the stationary needle, piecing.

Not for sale.

IMV 5

Vote for People's Choice with Quilt # 1577



Improvisation



Zeroing In

Jen Broemel
Indianapolis, Indiana United States
Indianapolis Modern Quilt Guild


This is a personal exploration of color and process. I am exploring the concept of bringing order to chaos. I am drawn to the process. Each part of the making of these improvisational pieces brings me into the moment. As I continue to explore this theme, with this process, I realize that I am zeroing in. Zeroing in on what I love to do and how I love to do it. I am learning about myself in the process. I am looking inward, I am working out what comes from within, and finding peace and beauty along the way.

Techniques: Hand embroidered, Machine pieced, Machine quilted without a frame - the quilt moved under the stationary needle, Improvisational piecing.

\$3,000

IMV S

Vote for People's Choice with Quilt # 1269







QUILTCON

presented by THE MODERN QUILT GUILD

Improvisation



MidCentury Modern Curve #1

Carole Lyles Shaw
Bradenton, Florida, United States
Sarasota Modern Quilt Guild
@carole_lylesshaw

I am in love with improvisationally pieced curves, no templates were used to create these blocks. This color palette is inspired by the Color Field Painters, especially Sam Gilliam. The curves are inspired by Sonia Delaunay, painter.

Quilted by: Carol Byrnes
Techniques: machine pieced, machine quilted on a frame - the needle moved over the stationary quilt, piecing.

Not for sale.

IMV 5

Vote for People's Choice with Quilt # 442

SPONSORED BY





QUILTCON
presented by THE MODERN QUILT GUILD

Improvisation

Flashback
Sophie Zaugg
Le Sentier, Switzerland
Individual Member
@lunaalovequilts



Flashback is not an improvisation in the sense of free hand cut and no measuring. Having straight lines was important for the design I wanted to get. I just had a rough idea of the result and built the blocks as I went along, measuring the sections I wanted to match accurately. Colours and shapes are inspired by the colourful world of Camille Walala, Designer and Street Artist. Her work reflects the influence of The Memphis Group, an Italian design group founded during the eighties.

Techniques: hand appliquéd, machine pieced, machine quilted without a frame - the quilt moved under the stationary needle, improvisational piecing.
Sources: Camille Walala, Street Artist

Not for sale. IMV 3

Vote for People's Choice with Quilt # 359

SPONSORED BY





QUILTCON
 presented by THE MODERN QUILT GUILD

Improvisation

Ultra Violet
 Stacey O'Malley
 Ottawa, Ontario, Canada
 Ottawa Modern Quilt Guild
 @slostudio

I pieced this quilt improvisationally to reflect swirling emotions. I matchstick quilted it with my domestic machine.


This quilt was made as part of the 2018 Pantone Quilt Challenge hosted by Rebecca Bryan and Sarah Sharp.


Techniques: machine pieced, machine quilted without a frame - the quilt moved under the stationary needle, piecing.

Not for sale. IMV 5

Vote for People's Choice with Quilt # 739

SPONSORED BY







QUILTCON
presented by THE MODERN QUILT GUILD

Improvisation

Happy Hair and Skinny Legs
Irene Roderick
Austin, Texas, United States
Austin Modern Quilt Guild
@hixsonir



This quilt is part of a series I call "Dancing with The Wall" quilts based on actual dances but also the action of improv quilting – dancing between the design wall, the cutting board, the sewing machine, the iron and back to the wall to start the next move. I challenged myself to use 90% home dyed fabrics in each quilt, some fiber reactive but mostly natural dyes. I love how improv quilting opens up new avenues of creativity that are difficult to tap in other processes. I used many natural indigo dyed fabric pieces in this one.

Techniques: machine pieced, machine quilted without a frame - the quilt moved under the stationary needle, improvisational piecing, indigo dyed.

\$1,200

Vote for People's Choice with Quilt # 678

SPONSORED BY






Group or Bee Quilts



QUILT
SHOW UP
BREATHE
DO YOUR BEST
BE KIND
LEARN
REPEAT



QUILT
DENSE
MULTI-COLORED
GEOMETRIC



QUILTCON
presented by THE MODERN QUILT GUILD

Group or Bee Quilts

Group Therapy
Jane Cole
Waynesville, North Carolina, United States
Individual Member
@janeolequilter

After two years of individual challenges, we tackled a group project. After selecting fabrics together we independently made blocks. As a group we evaluated, cut-up, and reconstructed. The process was creative, at times contentious, certainly enthralling, and provided group therapy for all of us.

Also pieced by: Elizabeth Allen, Wendy Bowen, Jo Glover, Marilyn Sullivan, Barbara Wilkins
Quilted by: Wendy Bowen, Jo Glover, Barbara Wilkins, Elizabeth Allen, Jane Cole, Marilyn Sullivan, Barbara Wilkins
Techniques: hand quilted, machine placed, machine quilted without a frame - the quilt moved under the stationary needle, improvisational piecing.

\$1200 QBQ 5

Vote for People's Choice with Quilt # 189



QUILTCON
 presented by THE MODERN QUILT GUILD™

Group or Bee Quilts

Overlapped
 Alisa Kutsel
 Walnut Creek, California, United States
 Individual Member

This quilt is made by 10 beemates from 7 different countries. My prompt was color overlay to create a feeling of transparency and color mixing. We used watercolor paintings and light overlays for inspiration. I chose organic matchstick quilting with monofilament thread to bring the design together.

Also pieced by: Friederike Stanke, Vicky Mueller, Melanie Meyer, Monique Disney, Katharina Begerl, Christine Joubert, Lucy Engels, Saija Kiiskinen, Lisa Hofmann-Maurer
 Techniques: hand pieced, machine pieced, machine quilted without a frame - the quilt moved under the stationary needle, paper pieced, piecing.
 Source: Blocks are made as interpretation of color overlays by 10 different bee members. One of the inspirations used is art by Josie Lewis.


GBQ 3

Not for sale.

Vote for People's Choice with Quilt # 1440



Minimalist Design





QUILTCON
presented by THE MODERN QUILT GUILD

Minimalist Design


Liff
Marnie Burnham
Burnaby, British Columbia, Canada
Vancouver Modern Quilt Guild
@marnieb05

'Liff' began as an exploration of minimalist design through the contrasts of light and dark, thick and thin, and short and tall. The quilt design and construction process was elevated through collaboration with my 12 year old daughter, Molly, and the encouragement of my friends from the Vancouver Modern Quilt Guild.

Techniques: machine pieced, machine quilted without a frame - the quilt moved under the stationary needle.

Not for sale. MIN 5

Vote for People's Choice with Quilt # 172



QUILTCON

presented by THE MODERN QUILT GUILD

Minimalist Design



Quilt Outside The Box

Debra Jalbert
Clermont, Florida, United States
Orlando Modern Quilt Guild
@madeofhonorquilts

The tomato fabric on this quilt was just too lovely to stitch. I chose to go with something unexpected and leave it free. The contrast of the un-quilted blocks against the straight lines on the white backdrop appeals to me.

Techniques: machine quilted on a frame - the needle moved over the stationary quilt.

Not for sale.

MIN'S

Vote for People's Choice with Quilt # 160



Minimalist Design



Frequency

Caroline Hadley
East Melbourne, Victoria, Australia
Melbourne Modern Quilt Guild
@geometriquilt

A modern interpretation of the frequency of sound waves,
designed in Excel.

Quilted by: Carolyn Murrill of Free Bird Quilting Designs
Techniques: machine pieced, machine quilted on a frame - the needle moved
over the stationary quilt.

\$1,000

MIN NO S

Vote for People's Choice with Quilt # 42



Minimalist Design



Piano Keys
 Brittany Nelson
 Kennewick, Washington, United States
 Individual Member

Made as a meditation on line and contrast. Inspirations include: Agnes Martin's line work, Gee's Bend quilts, and piano key borders. Machine pieced with cotton and linen, hand quilted with cotton thread.

Techniques: hand quilted, machine pieced.

Not for sale.

MIN 5

Vote for People's Choice with Quilt # 1320

Minimalist Design



Ribbon Candy
 Emily Parson
 Saint Charles, Illinois, United States
 Individual Member
 @emilyquilt

My family loves ribbon candy! It was a special treat that my grandma had every year at Christmas. Now I buy it for my own kids and they love it as much as I do!

I used bias tape applique to recreate the unique shape and festive colors of ribbon candy. Bias tape is easy to manipulate into curves and it comes in lots of great colors. It is a fun process!

Techniques: machine pieced, machine appliqué, machine quilted without a frame - the quilt moved under the stationary needle, bias tape appliqué.

Not for sale.

MIN 3

Vote for People's Choice with Quilt # 1277



QUILTCON
presented by THE MODERN QUILT GUILD

Minimalist Design

◆◆◆

Splat
Bill Rakov
Los Angeles, California, United States
Los Angeles Modern Quilt Guild
@BillRakov

This quilt is inspired by the back of a chair's ornamental middle rung and splattering of paint. The colors are meant to be seen as only a few colors from afar but a variety up close. The middle section has narrow piecing that is not quilted. The front quilting starts at the edges as orange thread and changes to pink and yellow towards the middle. The back quilting thread is white with a middle section of light green. This blends optically into the light pink metallic linen. A handquilted turquoise thread is included as a bold accent.

Techniques: hand quilted, machine pieced, machine quilted on a frame - the needle moved over the stationary quilt.

Not for sale. MIN 5

Vote for People's Choice with Quilt # 1167.



Minimalist Design

Found

Sandra Dorse
Melbourne, Victoria, Australia
Melbourne Modern Quilt Guild
@thehousewheregeorgeilives

This quilt is composed of 'found' and gifted fabric. It is an homage to nature in its orderliness but with imperfections. The use of linen and hand quilting adds texture to the work as seen in nature. It was designed on a design wall from a quick sketch and the green semicircles were cut from cardboard templates made by tracing a plate. I wanted to keep the process as simple and natural as possible. It is quilted entirely by hand using Perle #8 and #5 thread.

Techniques: hand quilted, machine pieced.

Not for sale.

MIN 3

Vote for People's Choice with Quilt # 1340



QUILTCON

presented by THE MODERN QUILT GUILD

Minimalist Design



Four Triangles Ombre

Malka Dubrawsky
Austin, Texas, United States
Austin Modern Quilt Guild


Can a quilt design encompass movement, a singularly-focused design, an attention to using most to all of the fabric called for, and be crafted from pre-cut bundles? I think the answer is yes and my proof is Four Triangles Ombre. Created out of 2, fat quarter bundles and limited to simple, shapes, this decidedly modern quilt simultaneously nods to the log cabin tradition and updates it.

Quilted by: Gina Pina
Techniques: machine pieced, machine quilted on a frame - the needle moved over the stationary quilt.

Not for sale.

MIN 5

Vote for People's Choice with Quilt # 816



QUILTCON

presented by THE MODERN QUILT GUILD

Minimalist Design



Idea

Leanne Chahley
Edmonton, Alberta, Canada
Lethbridge Modern Quilt Guild
@shecanquilt

One day I woke up with the inspiration to make Idea. She is a minimalist quilt about how ideas float to the top of one's mind, from a sea of ideas, daily-thoughts, experiences, interactions. I experience only a few creative ideas when compared to the many regular thoughts, work thoughts, parenting thoughts, and all the other thoughts that get us through each day which also bubble up from the sea of thoughts at the centre of our being.

Techniques: machine pieced, machine quilted on a frame - the needle moved over the stationary quilt, piecing.

Not for sale.

MIN 5

Vote for People's Choice with Quilt # 1733











Handwork





QUILTCON
presented by THE MODERN QUILT GUILD

Handwork

100 Days, 100 Nights
Kathy York
Austin, Texas, United States
Austin Modern Quilt Guild
@kakiyork

We are all held captive by celestial patterns, every day we get 24 hours. I wanted to make the blocks into square shaped "days", with part of each composed of 8 hours of sleep, and 16 hours of awake time. How will I choose to live my time while here?

Techniques: hand quilted, machine pieced.


Not for sale.

HDW S

Vote for People's Choice with Quilt # 544

SPONSORED BY

sulky
Express Yourself





QUILTCON

presented by THE MODERN QUILT GUILD

Handwork



Shirt Off His Back

Lorraine Woodruff-Long
San Francisco, California, United States
Individual Member
@quiltintheog

My 2018 New Year's Resolution was to only use quilt materials that I had on hand. My architect husband (with very good taste) used the holiday for some closet-cleaning and I nabbed this collection for myself. First attempts to machine quilt this giant were abandoned and I decided to hand-quilt it using perle cotton. Many hours, days and weeks later, it is our new family treasure. And I kept my New Year's Resolution!

Techniques: hand quilted, machine pieced.
Sources: Kaffe Fassett, Kaffe Fassett Shirt Stripe Boxes.


Not for sale.

HDW 5

Vote for People's Choice with Quilt # 864

SPONSORED BY





Handwork

Outside
Jack Weise
Longmont, Colorado, United States
Individual Member

This quilt is a composition of five, elongated and abstracted log cabin blocks. I used the quilting, block placement and binding to illustrate the concept of not fitting in and being on the outside, looking in.

Techniques: hand quilted, machine pieced, paper pieced.

Not for sale.

Vote for People's Choice with Quilt # 1071

HDWS





Handwork

They said it would just take time
Jennifer LaMastra
Portland, Oregon, United States
Individual Member
@jenlamastra

I was devastated after ending a long term relationship. Friends tried to comfort me with annoying phrases like, "It'll just take time." How does one wait for time to pass? I was inspired by the Japanese legend that folding 1000 origami cranes will grant you a wish. A symbol of hope, I gave myself the overwhelming task of embroidering 1000 origami cranes, and hand pieced each hexagon together. I transformed my grief into hope; with each stitch I infused it with love and hope for the future.

Techniques: hand pieced, hand quilted, hand embroidered, paper pieced, piecing.
Sources: Rebecca Greco

Not for sale.

Vote for People's Choice with Quilt # 1090

HOW 2





QUILTCON
presented by THE MODERN QUILT GUILD

Handwork

Chase Scene
Amanda Hines
Austin, Texas, United States
Austin Modern Quilt Guild
@wellthreadquilts

I love the simplicity of these blocks and the way the color groups encourage the eye to roam. I arranged them improvisationally as I made them and the resulting layout reminds me of a dense cityscape, with colors chasing each other around. I hand quilted each grouping somewhat differently, with subtly coordinating 12 weight thread. The striped linen binding stands alone as the only print.

Techniques: hand quilted, machine pieced.
For Exhibit Only.

Not for sale.


Vote for People's Choice with Quilt # 1030


HDW.5


SPONSORED BY

sulky
Extreme Value

Modern Traditionalism









Modern Traditionalism



Retro

Sophie Zaugg
Le Sentier, Switzerland
Individual Member
@lunalovequilts

Retro is a variation of the traditional drunkard's path block. I worked freely without any template, adding a second curves and stripes to some blocks. I tried to create permeable and uneven side borders by using the border fabric in the blocks too. The brown and mustard yellow palette gives an air of retro wall paper.

Techniques: machine pieced, machine quilted without a frame - the quilt moved under the stationary needle, piecing.

Not for sale.

MOT 5

Vote for People's Choice with Quilt # 361

Modern Traditionalism



Uptown Rail Fence

Maria Shell
Anchorage, Alaska, United States
Individual Member
@Tales of a Stitcher

Most of my quilts grow out of scraps from other quilts. I think of those scraps as being a lot like a sour dough starter. Uptown Rail Fence began with the remains of many pieced stripes that I had created for other quilts. It evolved into a blown up Rail Fence Block.

Techniques: machine pieced, machine quilted on a frame - the needle moved over the stationary quilt, improvisational piecing.
Source: It is a blown up Rail Fence Block.

\$3,600

MOT 5

Vote for People's Choice with Quilt # 332



QUILTCON
presented by THE MODERN QUILT GUILD

Modern Traditionalism

Modern Times
Jenny Haynes
Sheffield, United Kingdom
Individual Member
@44 Lismore Road

The cogs, stems or caterpillar wheels turn this way and that in this indescribable creation that grew from play with the two classic blocks, the New York Beauty and the Drunkard's Path. When making comes from play and pure joy, the subject can be hard to pin down. What do you see?

Quilted by: Job Bennison
Techniques: machine pieced, machine quilted on a frame - the needle moved over the stationary quilt.

\$2,200

MOTS

Vote for People's Choice with Quilt # 346

SPONSORED BY
Studio 37 FABRICS
Fabric



QUILTCON
presented by THE MODERN QUILT GUILD

Modern Traditionalism

Quarter Step
Betsy Vinegrad
Short Hills, New Jersey, United States
North Jersey Modern Quilt Guild
@betsy.vinegrad

Quarter Step is made up of traditional hourglass blocks set in a modern layout. Also known as quarter square triangles, the blue and green shapes float within the background. Quilting lines are spaced a quarter inch apart with "ghost" triangles above the columns of blocks. The design was inspired by a painting by Gary Andrew Clarke.

Techniques: machine pieced, machine quilted without a frame - the quilt moved under the stationary needle.
Sources: Inspired by Gary Andrew Clarke, Untitled.

Not for sale. MOT 5

Vote for People's Choice with Quilt # 203

SPONSORED BY
Studio 37 FABRICS
●●● MARCUSFabrics.



presented by THE MODERN QUILT GUILD

Modern Traditionalism

Irish Chain Variation (III)
Alexis Deise
Newton, Massachusetts, United States
Boston Modern Quilt Guild
@alexisdeise

In 2018, I decided to spend the year focused on a single traditional quilt form, the Irish Chain, in order to explore how the form could be altered and manipulated to achieve different effects. In this version, I was interested in exploring how much the form could be altered while still retaining its essence. To this end, I enlarged a single link in a doubled chain, then stretched the chain slightly out of alignment.


Techniques: hand quilted, machine pieced.

Not for sale.

Vote for People's Choice with Quilt # 303

MOT 5







QUILTCON

presented by THE MODERN QUILT GUILD

Modern Traditionalism

Wild Goose Riot

Wendy Hill
Sunriver, Oregon, United States
Individual Member
@wendyquilter

I've always loved the geometry of pieced quilts to create patterns, for this quilt, I used repeated triangle shapes that are freed from the grid layout. The wild geese triangles, half-square triangles, and accent shapes form patterns through asymmetry, changes in scale, all in relationship to the white background. The subsets of random, self-similar pattern groups are a paradox: minimalistic and chaotic; and repetitions of shape without predictably. It's a wild goose riot of fabrics, of shapes and scale, and of composition.

Techniques: machine pieced, machine quilted without a frame - the quilt moved under the stationary needle.

Not for sale.

MOT 5

Vote for People's Choice with Quilt # 398

SPONSORED BY

Studio 37 FABRICS*

••• MARCUSFabrics.



QUILTCON

presented by THE MODERN QUILT GUILD

Modern Traditionalism



Piece of Cake

Ann Feltelson
Montague, Massachusetts, United States
Individual Member
@feltelsonann

In the traditional hexagon block, I used striped fabrics to make cake layers and solid fabrics to indicate icing. I love working with color sequences. I use many thrift-store shirts as well as commercial fabrics.

Techniques: machine pieced; machine quilted without a frame - the quilt moved under the stationary needle.

Not for sale.

MOT \$

Vote for People's Choice with Quilt # 31

SPONSORED BY

Studio 37 FABRICS®

MARCUSFabrics



Modern Traditionalism



Big Island Sunset

Sheri Cifaldi-Morril
Woodbridge, Connecticut, United States
Individual Member
@wholecirclestudio

Inspiration for Big Island Sunset came from one of my most favorite places in the world—the Big Island of Hawaii. This modern interpretation of the spectacular sunsets on the west coast of Hawaii is entirely pieced from two blocks—a traditional Drunkard's Path and an elongated Drunkard's Path—using all solid fabrics. Big Island Sunset was then quilted on a domestic machine using a walking foot.

Techniques: machine pieced, machine quilted without a frame - the quilt moved under the stationary needle.
Source: Drunkard's Path

Not for sale.

Vote for People's Choice with Quilt # 468

MO1.3

SPONSORED BY
Studio 37 FABRICS®
●●● MARCUSFabrics.



QUILTCON
presented by THE MODERN QUILT GUILD

Modern Traditionalism

Peaks
Daisy Aschehøug,
Nesodden, Norway
Individual Member
@warmfolk

"Peaks" uses curved piecing in a flying geese motif to create a bold geometric pattern reminiscent of snow-capped mountains.

Techniques: machine pieced, machine quilted on a frame - the needle moved over the stationary quilt.

Not for sale. MOTS

Vote for People's Choice with Quilt # 1379

SPONSORED BY
Studio 37 FABRICS



QUILT CON

presented by THE MODERN QUILT GUILD

Modern Traditionalism

Jata Bing Jata Boom

Cordelia Nance
Seattle, Washington, United States
Seattle Modern Quilt Guild
@notmadebyrobots

This quilt was started in a Sujata Shah class where the focus was to construct imprecise blocks. Traditional flying geese and half square triangles were cut free-hand to create wonky shapes. I went on to set these blocks in a traditional diamond-in-a-square layout as a way of fusing modern improvisational techniques with Amish traditionalism.

Techniques: machine pieced, machine quilted without a frame - the quilt moved under the stationary needle.

Not for sale.

MOT 5

Vote for People's Choice with Quilt # 1470

SPONSORED BY

Studio 37 FABRICS®

•• MARCUSFabrics.



QUILT CON
presented by THE MODERN QUILT GUILD

Modern Traditionalism

Cut Glass Dish
Melissa Everett
Knoxville, Tennessee, United States
Knoxville Modern Quilt Guild
@mne_textiles

This quilt is my modern take on the traditional quilt block, Cut Glass Dish. I challenged myself to use all the cut off HSTs from a previous quilt to design a new quilt. I used an alternative grid, negative space to freshen up the age old block.

Techniques: machine pieced, machine quilted without a frame - the quilt moved under the stationary needle.
Sources: Heather Jones

SOLD MOTS

Vote for People's Choice with Quilt # 1131

SPONSORED BY
Studio 37 FABRICS
●● MARCUSFabrics.



Use of Negative Space



USE OF NEGATIVE SPACE

2015
AMERICAN
QUILT SOCIETY
CONVENTION
MEMBER

2015
AMERICAN
QUILT SOCIETY
CONVENTION
MEMBER





QUILTCON
presented by THE MODERN QUILT GUILD

Use of Negative Space


Two Years
Alissa Carlton
Los Angeles, California, United States
Los Angeles Modern Quilt Guild
@alissahaightcarlton

It's been two years since I last finished a quilt so it felt extra good to finish up this one. Here's hoping that more quilt making will find its way into my life over the next two years. This quilt explores negative space with the linen falling into the orangey red. Or is it reddish orange?

Techniques: machine pieced, machine quilted without a frame - the quilt moved under the stationary needle.

For Exhibit Only.
\$2,000 UNSS

Vote for People's Choice with Quilt # 1497

SPONSORED BY




QUILTCON
presented by THE MODERN QUILT GUILD

Use of Negative Space



Woven Indigo No 57

Sarah Hibbert
Hatfield, Herts, United Kingdom
Individual Member

Following this year's '100 day project' on Instagram, I worked on a daily collage. This is one of the designs I created. Going forward I decided to reproduce it and began the hunt for the right fabrics. Deciding on linen for the best effect. Once pieced, I thought the shapes would work best set in a large expanse of negative space with heavy quilting echoing the shapes. I contacted Christine Perrigo and I discussed how the quilting would develop and I am thrilled with the finished piece.

Quilted by: Christine Perrigo

Techniques: machine pieced, machine quilted on a frame - the needle moved over the stationary quilt.

Not for sale.

UNS 5

Vote for People's Choice with Quilt # 901

SPONSORED BY





QUILTCON
presented by THE MODERN QUILT GUILD®

Use of Negative Space

♦♦♦

Found at Low Tide
Juli Smith
San Diego, California, United States
San Diego Modern Quilt Guild
@zahada_mod

I often walk along the Pacific Ocean on weekend mornings. This past winter I got treated to some amazing low tides that revealed all kinds of beautiful creatures, patterns, textures and colors. My walks became treasure hunts! In continuing to explore solid color gradations this year, I found that this quilt really started to speak about the low tidal waves and those wonderful earthly finds below the water's surface.

Techniques: machine pieced, machine quilted without a frame - the quilt moved under the stationary needle.

Not for sale.

LINS S

Vote for People's Choice with Quilt # 126

SPONSORED BY



QUILTCON
presented by THE MODERN QUILT GUILD

Use of Negative Space


That's Life
Mary London
Billings, Montana, United States
Individual Member
@addictedtofabric

My daughter challenged me to make a different type of zigzag quilt - one that would represent a heartbeat. A heartbeat makes me think of life, with all its ups and downs. I chose quilting designs that would also represent life with all its complexities; relaxing, chaotic, busy, or simple. I designed it on graph paper, and paper pieced it. The entire process was truly a challenge.

Techniques: machine pieced, machine quilted on a frame - the needle moved over the stationary quilt, paper pieced.

Not for sale. UNS 5

Vote for People's Choice with Quilt # 393

SPONSORED BY




QUILTCON
presented by THE MODERN QUILT GUILD

Use of Negative Space

Fellicitous Pickle
Kelly Spell
Hixson, Tennessee, United States
Chattanooga Modern Quilt Guild
@kellyspell


This quilt was made for a guild challenge. In January 2018, ChattMQG members swapped orphan blocks, WIPs, and even a few complete quilt tops. The challenge was to take someone else's work, cut it up, and use it to create a new, modern quilt. I inherited one 12" stack-n-whack block from Ann Hurley. Because those blocks are traditionally used to make kaleidoscope quilts, I tried to capture that feeling in my initial sketch. Eventually it became clear that the resulting shape didn't have anything to do with a kaleidoscope but instead resembled a pickle dish block.


Also pieced by: Ann Hurley pieced the original block.
Techniques: machine pieced, machine quilted on a frame - the needle moved over the stationary quilt, the stack-n-whack quilt block challenge is designed by Bethany Reynolds.

Not for sale. LINS 5

Vote for People's Choice with Quilt # 151

SPONSORED BY





QUILTCON

presented by THE MODERN QUILT GUILD

Use of Negative Space



Burton Judson

Debbie Grifka
Ann Arbor, Michigan, United States
Ann Arbor Modern Quilt Guild
@debbiegrifka

My son's college dorm was a beautiful stone building built in 1931. I took a picture of the side of the building the day we dropped him off. At the time, I assumed there was a pattern to the stonework and it might make an interesting quilt block. However, there was no pattern. Each piece of stone was individually placed. It was a joy to pay homage to the unknown stone mason by translating his work into fabric. Surrounding the stonework with space lets me imagine that his work will exist through time.

Techniques: machine appliquéd, machine quilted without a frame - the quilt moved under the stationary needle

\$1,500

UNS 5

Vote for People's Choice with Quilt # 239

SPONSORED BY





QUILTCON
presented by THE MODERN QUILT GUILD™

Use of Negative Space

The Upside Down
Steph Skardal
Clemmons, North Carolina, United States
Individual Member

This original design features an overall geometric pattern created from negative space was divided into two colors to reflect moving forward throughout life circumstances. While I worked on this quilt, I meditated on the transformative year I was having in a very positive way, while a sewing friend was having a transformative year in a negative way, but we both found a meditative calm in the repetition from creating with our hands. This quilt was designed in Photoshop, and machine quilted on a domestic machine using a walking foot.


Techniques: machine pieced, machine appliqued, machine quilted without a frame - the quilt moved under the stationary needle.

Not for sale.

UN5

Vote for People's Choice with Quilt # 50

SPONSORED BY



make it
COATS



Use of Negative Space



Olle

Melissa Miller Curley
Las Vegas, NV, United States
Las Vegas Modern Quilt Guild
@melissamillercurley

This quilt's colors were inspired by the appliance colors that were popular back in the day. Love them or hate them, most people either had or know somebody who had (or still has!) a refrigerator or other appliance that was harvest gold, avocado, or another one of these fabulous colors.

Technique: machine appliquéd, machine quilted without a frame - the quilt moved under the stationary needle.

Not for sale.

UNS 3

Vote for People's Choice with Quilt # 1304

SPONSORED BY



Youth





Piecing



Piecing

Eclat
Sophie Zaugg
Le Sentier, Switzerland
Individual Member
@lunalovequilt

I was inspired by a Street Art mural for the overall idea and design. The use of the bright neon orange and the fractured shape has led to the title Eclat. This word has several meanings in French including 'fragment' and 'light'.

Techniques: machine pieced, machine quilted without a frame - the quilt moved under the stationary needle,
Sources: Street Art

Not for sale. PIC 5

Vote for People's Choice with Quilt # 362





QUILTCON

presented by THE MODERN QUILT GUILD

Piecing



Catching Modern Dreams

Stephanie Ruyle
Denver, Colorado, United States
Denver Metro Modern Quilt Guild
@spontaneousthreads

Each hand drawn circle was cut from a single piece of background fabric and the layered circles allowed reuse of the previously cut out pieces. Repeating curves and circles to create a partial frame allowed focal areas of precision seaming where colors changed. I always try to make the binding and exclamation mark instead of a period and changing the color of the binding while also incorporating a curved design element became an important and difficult piecing detail. Dense, subtly colored, matchstick quilting completes the overall design.


Techniques: machine pieced, machine quilted without a frame - the quilt moved under the stationary needle, piecing, matched curved piecing in the binding.

Not for sale.

PIC 3

Vote for People's Choice with Quilt # 696

SPONSORED BY





QUILTCON

presented by THE MODERN QUILT GUILD

Piecing



Paper Round Quilt

Jenny Haynes
Sheffield, United Kingdom
Individual Member

The Paper Round Quilt, as many of my quilts, incorporate the classic Drunkard Path block sewn into rows of half-circles that are then shifted to create movement in the design. The interlocking curves are reminiscent of newspapers stacked for the paper round. I used my Triple Drunkard's Path templates and RJR's Cotton Supreme Solids in my, on that day, favourite colours.

Quilted by: Joë Bennison

Techniques: machine pieced, machine quilted on a frame - the needle moved over the stationary quilt.

\$1,500

PIC 5

Vote for People's Choice with Quilt # 345

SPONSORED BY





QUILTCON

presented by THE MODERN QUILT GUILD™

Piecing



Amethyst

Jennifer Johnston
Kitchener, Ontario, Canada
Grand River Modern Quilt Guild
@jenniferjohnston80

When this year's Pantone Colour of the Year Quilt Challenge was announced I knew immediately that this is the quilt I would make. I've had this design idea for several years and my favourite colour has always been purple. I draw the simple paper piecing template for each block quadrant in graphics editing software and got to work with Robert Kaufman Kona solids in six different shades of purple. To add interest and sparkle I rotated some of the quadrants to form sub blocks within the overall design.

Techniques: machine pieced, machine quilted without a frame - the quilt moved under the stationary needle, paper pieced.

\$750

PIC 5

Vote for People's Choice with Quilt # 226

SPONSORED BY



Piecing

Louver
 Jayne Willis
 Brentwood, Tennessee, United States
 Music City Modern Quilt Guild
 @twiggyandopal

Texture and illusion are a big part of this quilt. I used my 'Textured Twist' technique to create a visual sunset called 'Louver'. It reminds me of the slats of a venetian blind. By changing the angle of the slats it changes the amount of light that gets in. The design changes depending on the angle you are looking from creating an intriguing illusion. The unique texture created from the twists makes you want to reach out and run your hand across it!

Techniques: Machine pieced, Machine quilted without a frame - the quilt moved under the stationary needle.

\$400 PC NO 3

Vote for People's Choice with Quilt # 335





QUILTCON
presented by THE MODERN QUILT GUILD®

Piecing

Cascade
Victoria Findlay Findlay Wolfe
New York, New York, United States
Individual Member
@victoriafindlaywolfe

The visual in this quilt is based on falling water, and is unique in it's innovative pieced shape I designed. Designing shapes that are new and different, provides me a place to really play and make original work. Color value, and even texture in the quilting help tell the rest of the story.

Quilted by: Shelly Paglia
Techniques: machine pieced, machine quilted on a frame - the needle moved over the stationary quilt.

Not for sale.

Vote for People's Choice with Quilt # 267

PIC 5

SPONSORED BY
AUDN™



Piecing



Battleship

Stephanie Skardal
Clemmons, North Carolina, United States
Individual Member
@stephskardal

I designed Battleship via a computer algorithm to mimic my process in a finished improvisational quilt, using colors from the Kaleidoscope wovens, sorted by hue. Photoshop was used to divide the design into irregular sections for piecing the 1" strips (to finish at 1/2"). A complementing dark aqua stripe was used for the back. The piece was straight-line quilted on a domestic machine via a walking foot to outline and highlight all colored strips.

Techniques: machine pieced, machine quilted without a frame - the quilt moved under the stationary needle,

Not for sale.

PIC 5

Vote for People's Choice with Quilt # 271





QUILTCON
presented by THE MODERN QUILT GUILD

Piecing

The Golden Hour
- Hillary Goodwin
Auburn, California, United States
Individual Member
@entropyalwayswins

The "Golden Hour" :: When the sun begins to set and the world is bathed in golds and purples and pinks, washing away any ugliness and holding promise for a new day. This was all machine pieced and designed in an old fashioned way using a giant protractor, butcher paper, pencil and yardstick.


Techniques: machine pieced, machine quilted without a frame - the quilt moved under the stationary needle.

Not for sale.

Vote for People's Choice with Quilt # 313

PIC 5

SPONSORED BY



presented by THE MODERN QUILT GUILD

Piecing

This Is What Four Years Looks Like.
Scott Lunt
Duluth, Minnesota, United States
Lake Superior Modern Quilt Guild
@starfireduluth



After the 2016 election I was moved to see what four years would look like in days. I settled on the tally mark symbol to represent this. The empty blocks represent a breather in the daily news cycle. The blue hash mark represents that special day.

Techniques: hand appliquéd, machine pieced, machine quilted on a frame - the needle moved over the stationary quilt.

Not for sale.

Vote for People's Choice with Quilt # 193

SPONSORED BY





QUILTCON

presented by THE MODERN QUILT GUILD

Piecing



I would be art

Tara Glastonbury
Kensington, Victoria, Australia
Sydney Modern Quilt Guild
@stitchandyam

2019 marks the 100th year of the Bauhaus school of art. Its approach to design education continues to influence art, architecture, graphic, and industrial design. Unfortunately, the founder, Walter Gropius, thought women were not capable of thinking in three dimensions and relegated them to crafts, such as weaving. It is only in more recent times we are recognising the great artists that came from that weave school such as Anni Albers, Gunta Stözl and Benita Kock-Otte. This quilt is inspired by these women artists – I would be art, if I were made by a man.

Techniques: machine pieced, machine quilted without a frame - the quilt moved under the stationary needle.
Sources: Benita Kock-Otte

Not for sale.

PIC 5

Vote for People's Choice with Quilt # 732

SPONSORED BY





QUILTCON

presented by THE MODERN QUILT GUILD

Piecing



Unfinished Conversations

Beth Markel
Rochester, Michigan, United States
Individual Member

Escúchame: The Communication Paradox; #11, Unfinished Conversations, works within the construct of 'so many ways to communicate, and so little actual connection to other people.' It means, "Listen to me!" This piece had humble beginnings but took on a vibrant life of its' own representing the loss of my sister to leukemia. We had a close, crazy, messy, loving, and complicated relationship like most sisters/siblings do. This work and the process to create it became a way to summarize the relationship I had with my sister, while the visual fade to black represents losing her. It is completely pieced.

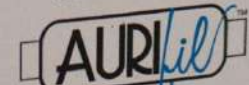
Quilted by: Becky Collis
Techniques: Machine pieced, Machine quilted on a frame - the needle moved over the stationary quilt, improvisational piecing.

\$17,000

RIC NO 3

Vote for People's Choice with Quilt # 922

* SPONSORED BY





Piecing



Strip Quilt

Tara Faughnan
Oakland, California, United States
Individual Member
@tarafaughnan

I have the privilege and joy to be part of a weekly quilt group comprised mostly of art quilters, who have introduced me to glue sticks and fusible web. We had a private retreat with the lovely Rosalie Dace, where I started to work with fusible construction and line. I actually did try to sew up my concept pieces and found the process ruined the lovely lines I was creating. This piece was born out of a desire to continue exploring line and form, and the subtle spaces in between.

Techniques: machine pieced, machine quilted without a frame - the quilt moved under the stationary needle, .Fused solid fabrics

Not for sale.

PIC 5

Vote for People's Choice with Quilt # 724





QUILTCON
presented by THE MODERN QUILT GUILD

Piecing


Thornbush
Stefanie Satterwhite
Redmond, Washington, United States
Seattle Modern Quilt Guild
@satterwhitequilts

The Thornbush Quilt is a different interpretation of the whorled design featured in the Galaxy Quilt. I looked out at the flower garden for inspiration, layering shapes and using asymmetry to mimic the intangible elements of the imperfect world around us. I strive to value this beauty of natural occurrence over the idea that there is a perfect state or that things should be different than the way they already are. Thornbush is an expression of my journey and my reality. I hope you enjoy it as much as I enjoyed the process of creating it.

Techniques: machine pieced, machine quilted without a frame - the quilt moved under the stationary needle.

Not for sale. PIC 5

Vote for People's Choice with Quilt # 920

SPONSORED BY




presented by THE MODERN QUILT GUILD

Piecing



Reflection

Sarah Hibbert
Hatfield, Herts, United Kingdom
Individual Member

I have long loved Japanese linen fabrics and wanted to incorporate all the pieces into one quilt, so I broke up the patterns by using neutral linen fabrics. The main block is a simple triangle within a square and yet the result is as striking as I hoped it would be


Techniques: machine pieced, machine quilted without a frame - the quilt moved under the stationary needle.

Not for sale.

PIC 5

Vote for People's Choice with Quilt # 899

SPONSORED BY





QUILTCON
presented by THE MODERN QUILT GUILD

Piecing

BADASS QUILT
Berene Campbell
North Vancouver, British Columbia, Canada
Vancouver Modern Quilt Guild
@happysewlucky

Designed in response to the #metoo movement of 2017, this quilt embraces and celebrates women's inner strengths that enabled not only the survival of adversity, but also the fight to stand up and demand to be heard and respected. These are the characteristics that unite us as a tribe. In collaboration with Daryl Aitken of Fabric Spark in Toronto, this pattern was sold as a kit for a charity drive. \$2,228 (30% of the profit) was raised and donated to the Woodgreen Foundation, a women's shelter in Toronto.


Quilted by: Sandy Lindal @scrappygalquilt
Techniques: machine pieced, machine quilted on a frame - the needle moved over the stationary quilt, paper pieced.

Not for sale. PIC 5

Vote for People's Choice with Quilt # 647

SPONSORED BY

AURifilTM





QUILTCON
presented by THE MODERN QUILT GUILD

Piecing


Residual
Christine Yi
Portland, Oregon, United States
Portland Modern Quilt Guild
@christineyi_sew

This quilt was made entirely out of triangular scrap pieces from a different quilt. Not wanting to throw them away, I let my instinct guide me in my design. I used the quilting to create an illusion in the negative space that makes it appear as if the pieces are continuing throughout the quilt.

Techniques: machine pieced, machine quilted without a frame - the quilt moved under the stationary needle.

Not for sale. PIC 5

Vote for People's Choice with Quilt # 589

SPONSORED BY




QUILTCON

presented by THE MODERN QUILT GUILD™

Piecing

TMQG President's Challenge 2018

Patti Coppock
Tulsa, Oklahoma, United States
Tulsa Modern Quilt Guild
@patticoppock

Using one of the colorways provided for us in the Tulsa Modern Quilt Guild, I decided to piece and applique different blocks and then improv a layout for those blocks. It was for our yearly President's challenge. Besides colorways we were given size restrictions.

Techniques: hand appliquéd, machine pieced, machine quilted without a frame - the quilt moved under the stationary needle.

Not for sale.

PIC 5

Vote for People's Choice with Quilt # 765

SPONSORED BY





presented by THE MODERN QUILT GUILD

Piecing

Triangle Joy
Carole Lyles Shaw
Bradenton, Florida, United States
Sarasota Modern Quilt Guild
@carole_lylessaw


Paper-piecing has taken the contemporary quilt world by storm and for good reasons. Paper-piecing is a way to accurately piece complex blocks. I started designing triangle blocks when I participated in an online design challenge. Long arm quilting is a custom design edge-to-edge by Carol Byrnes. Blocks custom designed using EQ8 software.

Also pieced by: Jann Warfield
Quilted by: Carol Byrnes
Techniques: machine pieced, machine quilted on a frame - the needle moved over the stationary quilt, paper pieced.

For Exhibit Only. PIC 5
Not for sale.

Vote for People's Choice with Quilt # 444

SPONSORED BY



The image shows a quilt exhibit label for 'Triangle Joy' by Carole Lyles Shaw. The label is white with black and red text. At the top, it says 'presented by THE MODERN QUILT GUILD'. Below that is the title 'Piecing' in red. The quilt's name 'Triangle Joy' is in bold black, followed by the maker's name 'Carole Lyles Shaw' and her location 'Bradenton, Florida, United States'. Her guild affiliation 'Sarasota Modern Quilt Guild' and social media handle '@carole_lylessaw' are listed. A paragraph describes the quilt's design and construction, mentioning paper-piecing and long arm quilting. It also credits Jann Warfield for piecing and Carol Byrnes for quilting, and lists the techniques used. The label includes the text 'For Exhibit Only. Not for sale.' and 'Vote for People's Choice with Quilt # 444'. At the bottom, it says 'SPONSORED BY' followed by the AURIfil logo. The label is decorated with colorful geometric patterns at the top and bottom.



QUILTCON
presented by THE MODERN QUILT GUILD

Piecing

Geometry Lesson
Jayne Willis
Brentwood, Tennessee, United States
Music City Modern Quilt Guild
@twiggysandopal


This quilt was inspired and designed specifically for this color palette. The colors were influenced by a recent trip to 'Lauderdale by the Sea' with my daughter. The colors engulf you with a relaxing warmth that only a tropical setting in winter could! Getting all the parts and pieces of the geometric shapes to intermix in a cohesive design was my main focus. Showcasing the color palette was also a big factor in my design.

Techniques: machine pieced, machine quilted on a frame - the needle moved over the stationary quilt.

\$600 PIC 5

Vote for People's Choice with Quilt # 388

SPONSORED BY





QUILTCON

presented by THE MODERN QUILT GUILD

Piecing

Stripey Strips

Patti Coppock
Tulsa, Oklahoma, United States
Tulsa Modern Quilt Guild

Using scraps of print fabric joined with scraps of solid color fabric, I created strips in varying widths, not knowing the final layout. I used the backs of fabrics to get the subtle colors in the stripes on the outside of the more color intense stripes.

Techniques: machine pieced.

Not for sale.

Vote for People's Choice with Quilt # 760

PIC 5

LOPED BY



QUILT CON

presented by THE MODERN QUILT GUILD

Piecing



Weave

Susan Slusser Clay
Santa Fe, New Mexico, United States
Bozeman Modern Quilt Guild
@slusclay

Weave was inspired by a design embossed on a paper tissue. I expanded on the basic shapes and created the interwoven design of this quilt. The color palette came from the 2018 Riley Blake Fabric Challenge.


Techniques: machine pieced, machine quilted without a frame - the quilt moved under the stationary needle.


Not for sale.

PIC 5

Vote for People's Choice with Quilt # 1065

SPONSORED BY





Piecing

Separated
Valerie Luberecki
Raleigh, North Carolina, United States
Triangle Modern Quilt Guild
@ Valbetweenquirts

Between April and June of this year, an estimated 2342 children were separated from their families at USA borders per government order. My heart grieves for these families and the impact that will be felt for generations. I made a square for each child who was affected by this trauma. A dark background for a dark situation, and varying shades of (mostly) yellow to represent the hope and light in each child. The piecing and quilting both were designed to reflect the variety of people and circumstances, the chaos, and the separation. When seen all together, 2342 squares of light feels both beautiful and heavy. My hope is that the light can outshine and heal from this dark chapter in our history.

Technique: machine pieced, machine quilted without a frame - the quilt moved under the stationary needle, piecing.

Not for sale.

Vote for People's Choice with Quilt # 1502

PIC 3

ILTCO
Piecing





QUILTCON

presented by THE MODERN QUILT GUILD

Piecing



Modern Movement

Courtney Roshanmanesh
Gainesville, Florida, United States
Gainesville Modern Quilt Guild
@sewingthroughlife

Inspired by patterns and colors of the mid century era, this quilt design evolved over the last couple of years. With the purchase of software and my new confidence in curved piecing, I set out to merge and materialize my visions. A photograph by Whit Preston from Atomic Ranch provided the color palette. Combining inspiration, software, fabric, and a whole lot of determination I created a quilt I thought I would never be able to make.

Techniques: machine pieced, machine quilted without a frame - the quilt moved under the stationary needle.

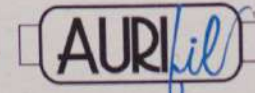
For Exhibit Only.

Not for sale.


PIC 5

Vote for People's Choice with Quilt # 1618

SPONSORED BY



MM Fabric Challenge





QUILTCON
presented by THE MODERN QUILT GUILD

Fabric Challenge

#PlusSign #Transparency
Paige Alexander
Easley, South Carolina, United States
Greenville Modern Quilt Guild

I don't know which took longer, deciding on a plan for the Michael Miller challenge fabric or executing the quilt. There was also the dilemma of pairing other Cotton Couture solids. And then, "Could I really piece those curves?" "How should I quilt it?" "Should I add a traditional binding or a facing?" There are so many decisions, but that's what I love about a challenge. In addition to using all three Hash Dot fabrics and the peach Cotton Couture, I added Avocado, Clementine, Luna along with black and bright white.

Techniques: machine pieced, machine quilted without a frame - the quilt moved under the stationary needle.

Not for sale.

Vote for People's Choice with Quilt # 1468

SPONSORED BY

michael miller

2nd PLACE



QUILTCON

presented by THE MODERN QUILT GUILD

Fabric Challenge



Night Becomes Day

Amy Jerome
Nashville, Tennessee, United States
Individual Member
@quiltingchickens

While wrapped in quilts, every night my children eagerly await daybreak. I designed this quilt to reflect night becoming day. The Hash Dot fabric inspired my design of dots of multiple dimensions. The addition of Michael Miller Cotton Couture solids help reflect the passing of time as the fabric colors fade from one to the next. The straight-line quilting was done on a bias to mirror the movement of the colors within. Because time is everlasting, the quilt is two-sided. The quilt back echoes the color movement of the quilt top.

Techniques: machine pieced, machine quilted without a frame - the quilt moved under the stationary needle.

Not for sale.

MMC 5

Vote for People's Choice with Quilt # 794

SPONSORED BY





QUILTCON
presented by THE MODERN QUILT GUILD

Fabric Challenge

Vinyl
Susan Slusser Clay
Santa Fe, New Mexico, United States
Bozeman Modern Quilt Guild
@slusclay

My inspiration came from the wonderful graphics on vinyl record album covers in the sixties and seventies. The colors used in this challenge seemed perfect for an album cover.

Techniques: machine pieced, machine quilted without a frame - the quilt moved under the stationary needle.

Not for sale. MMC S

Vote for People's Choice with Quilt # 1068

SPONSORED BY




QUILTCON

presented by THE MODERN QUILT GUILD

Fabric Challenge



Mountain Sunrise

Maureen Logan
Myerstown, Pennsylvania, United States
Lancaster Modern Quilt Guild

I love working with bright colors and geometric shapes. I've been playing with hexies and triangles lately, and chose triangles to represent mountains. The peach color at the top reminded me of the sun rising over the mountains. I really enjoyed working on this quilt, and kept the quilting very simple to compliment the piecing.

Techniques: machine pieced, machine quilted without a frame - the quilt moved under the stationary needle, paper pieced.

\$700

MMC 5

Vote for People's Choice with Quilt # 1141

SPONSORED BY





Fabric Challenge

Ishihara

Lynne Hanson
Reading, Berkshire, United Kingdom
Oxfordshire Modern Quilt Guild
@lynnepuscat

As a quilter, I use colour to bring my designs to life, but have often wondered what a colour-blind person sees when they look at my quilts. Inspired by an Ishihara plate, the heart represents my hope that even if they see them differently, they will still recognise the love and work that has gone into their creation. Hand appliquéd, quilted on a domestic machine using organic crosshatching approximately 3/16" density. The quilting echoes the Hash Dot fabric design.

Techniques: hand appliquéd, machine quilted without a frame - the quilt moved under the stationary needle.
Source: Ishihara colour blindness plates.

Not for sale.

MMC 1

Vote for People's Choice with Quilt # 1147

SPONSORED BY



QUILTCON
presented by THE MODERN QUILT GUILD

Fabric Challenge

Modern Quilter

Pamela Ambury
State College, Pennsylvania, United States
Individual Member

The color palette of the challenge fabrics inspired me to create a portrait of myself as a modern quilter.

Techniques: hand appliquéd, machine quilted without a frame - the quilt moved under the stationary needle.

\$300

MMC 1

Vote for People's Choice with Quilt # 995



QUILTCON
presented by THE MODERN QUILT GUILD™

Fabric Challenge

◆◆◆

Stitched Together
Cindy Carey
Lincoln University, Pennsylvania, United States
Lancaster Modern Quilt Guild
@northstarlongarmquilting

Stitched together. Aren't we all? At first glance you may notice the 4 different directions, but the quilting brings them all together. Although we take different paths through life, some things will always keep us together, like family.

Techniques: machine pieced, machine quilted on a frame - the needle moved over the stationary quilt.

Not for sale. MMC NO 5

Vote for People's Choice with Quilt # 1503

SPONSORED BY

Small Quilts





Small Quilts

You Are Here
 Quilted by
 Harland, Oregon, © Harland Quilts
 Harland Quilts Quilt Club
 Bellingham, WA

I made this for QALGO, Harlan Quilts QALGO challenge. I wanted to make a quilt that incorporated all of them without being too busy. After a month of using all the fabric, posing around ideas, I suddenly thought to do a quilt where the colors were overlapping, I wanted to get a good design of where the colors would be and put the quilt together without any other guide. The unique quilting design in each block was created in order to anticipate the overlapping feature as well as to take the block apart.

Technique: machine quilting, machine quilting with a 1/4" foot. The quilt is made under the machine needle, using pieces.

See you
 Vote for People's Choice with Quilt # 231

SPONSORED BY

CQ

QUILTCON
 THE MODERN QUILT SOCIETY

Small Quilts

Double Wavy
 Quilted by
 Leanne, Portland
 LeanneQuilts.com

Double wavy is an improv work on the theme triangle. I played with color, direction and interaction between the shapes and background.

Technique: machine quilting, machine quilted with a 1/4" foot. The quilt is made under the machine needle, using pieces.

See you
 Vote for People's Choice with Quilt # 300

SPONSORED BY

CQ

QUILTCON
 THE MODERN QUILT SOCIETY

Small Quilts

Knit and Sew by the block
 Quilted by
 Harland, Oregon, © Harland Quilts
 Harland Quilts Quilt Club
 Bellingham, WA

My quilt was made for the QALGO challenge. I wanted to make a quilt that incorporated all of them without being too busy. After a month of using all the fabric, posing around ideas, I suddenly thought to do a quilt where the colors were overlapping, I wanted to get a good design of where the colors would be and put the quilt together without any other guide. The unique quilting design in each block was created in order to anticipate the overlapping feature as well as to take the block apart.

Technique: machine quilting, machine quilting with a 1/4" foot. The quilt is made under the machine needle, using pieces.

See you
 Vote for People's Choice with Quilt # 142



presented by THE PEOPLE'S CHOICE

Small Quilts



Quandary

Sarah Hibbert
Hatfield, Herts, United Kingdom
Individual Member

A couple of years ago I purchased the grey fabric from Cherrywood Fabrics at Quiltcon 2017 together with one of their grab bags. I have played around trying to use all the colours in a simple triangle within a square. However, when I put this together I found it quite muddled, so I came up with the idea using alternative blocks to break up the design and make more of a movement piece. I like the combination of wide open space and complicated patterns.

Techniques: machine pieced, machine quilted without a frame - the quilt moved under the stationary needle.

Not for sale.

SML S

Vote for People's Choice with Quilt # 897

Small Quilts



Mayan Sun

Stephanie Ruyle
Denver, CO, United States
Denver Metro Modern Quilt Guild
@spontaneousthreads

Mayan Sun is a study in bold shape defined by curves and details. Purposely working in a restricted color palette makes the details more evident. The use of complimentary thread for the quilting allows the hand embellished details in the quilt and in the binding to make a bold, yet complimentary impact. The binding is a coequal design element and completes the overall composition instead of just framing it.

Techniques: hand quilted, hand embroidered, machine pieced, machine quilted without a frame - the quilt moved under the stationary needle, piecing, free-hand drawn curves and circles.

Not for sale.

SML S

Vote for People's Choice with Quilt # 895



Small Quilts
♦♦♦

OEMQG Circle Challenge
Helene Juul
Hasselager, Denmark
Individual Member
@helenejuuldesign

This quilt is a mini quilt challenge in a small local modern group I belong to. The prompt for this challenge was "circles". I was inspired by an art print Community by Kristina Sostaka @inaluxe on Instagram. The colors were assigned with the challenge. I used a mix of kona cottons and modern prints. I hand appliqued the circles and handquilted with a variegated Valdani thread 35wt and chose to do a faced binding.

Techniques: hand appliqued, hand quilted
Sources: Kristina Sostaka, Community

Not for sale. SMQ 5

Vote for People's Choice with Quilt # 503

Small Quilts
♦♦♦

Amoeba
Heather Shields
Stoneham, Massachusetts, United States
Cambridge Modern Quilt Guild
@Heathersayssew

Each of the arcs were cut freehand and then hand appliqued onto 2.5" squares, a technique I learned from Nydia Kehnle. I then improv-pieced the squares together in my own design to create a continuous loop which required partial seams in some areas. The piece is hand quilted using 12 wt thread and pearl cotton.

Techniques: hand appliqued, hand quilted, machine pieced, piecing
Sources: Nydia Kehnle workshop.

Not for sale. SMQ 5

Vote for People's Choice with Quilt # 488



Small Quilts

Convergence

Karen Bolan
 Santa Rosa, California, United States
 Individual Member
 @karen.bolan

I made this quilt for a challenge in the Curated Quilts magazine, and it was accepted! It appeared in Issue 02. The challenge was to use their color palette and use the log cabin method. I have been experimenting with "X" style log cabins so that was an obvious choice.

Techniques: machine pieced, machine quilted without a frame - the quilt moved under the stationary needle.

Not for sale.

SML 5

Vote for People's Choice with Quilt # 1738



Small Quilts

Modern Mandala

Betsy Vinegrad
 Short Hills, New Jersey, United States
 North Jersey Modern Quilt Guild
 @betsy.vinegrad

Modern Mandala may be small, but its impact is big. Often, the best view of a quilt is from a distance. Up close, the details stand out. Stepping back reveals the whole story, the maker's vision. However, there may not be a space for something large, small quilts can be challenging as seam allowances can be larger than the patch itself. With foundation paper piecing, identical blocks can be made with precise points and intersections, without cutting and sewing exact shapes. The mandala could have been made larger, but with a 15" diameter, it's easy to take it all in.

Techniques: machine pieced, machine quilted without a frame - the quilt moved under the stationary needle, paper pieced.

Not for sale.

SML 5

Vote for People's Choice with Quilt # 204



presented by THE MODERN QUILT GUILD

Small Quilts

Flew Away

Cheryl Brickey
Greer, South Carolina, United States
Greenville Modern Quilt Guild

Flew Away is a mini quilt I designed for my local MQG's (Greenville MQG) challenge quilt. The challenge was to take a traditional quilt block that started with the same letter as your name (first, middle, or last) and modernize it. I chose the Beggars Block (using the B of my last name Brickey) and modernized it using my Subtracting for Minimalism technique. I used various weight threads from 12 wt to 80 wt to create a plaid effect with the quilting.

Techniques: machine pieced, machine quilted without a frame - the quilt moved under the stationary needle, paper pieced.

Not for sale.

SML 5

Vote for People's Choice with Quilt # 352

SPONSORED BY





QUILTCON
presented by THE MODERN QUILT GUILD

Small Quilts

47XY+21
Michelle L Cain
Groton, MA, United States
New Hampshire Modern Quilt Guild
@fromballtobeauty


Eight years ago, when our younger son was 10 hours old, my husband and I received news that changed the entire trajectory of our lives: Our baby has Down syndrome. 47XY+21 is an abstract rendering of our son's karyotype (that is, a picture of a person's chromosomes), including the extra chromosome on the 21st pair that causes Down syndrome. As the heart surrounding that trio suggests, we feel nothing but love for our son's bonus chromosome. We can't imagine him without it. We wouldn't want him any other way.

Techniques: machine pieced, machine appliquéd, machine quilted without a frame - the quilt moved under the stationary needle, reverse appliqué.

Not for sale. SML S

Vote for People's Choice with Quilt # 156

SPONSORED BY





Small Quilts

Five Pink Dots
Eva Male H Evans
Clive, Iowa, United States
Central Iowa Modern Quilt Guild
@5joubaty

This quilt was made for the Riley Blake Fabrics MQG challenge in 2018, where it was a finalist. I combined hand applique, improv piecing, and grid quilting.

Technique: hand applique, machine pieced, machine quilted without a frame - the quilt moved under the stationary needle, piecing

Not for sale \$46.5

Vote for People's Choice with Quilt # 720

Small Quilts

Butterfly Study
Jera Mackenzie
Calgary, Alberta, Canada
Calgary Modern Quilt Guild
@jeramackenzie

This is a small piece I did to explore the different shapes that can come from the drunkards path block.

Technique: machine pieced, machine quilted without a frame - the quilt rhoved under the stationary needle.

\$100 \$46.2

Vote for People's Choice with Quilt # 414

presented by THE MODERN QUILT GUILD

Small Quilts


Loft A Quilt
Carolyn Friedlander
Lake Wales, Florida, United States
Individual Member
@carolynfriedlander

Loft A is the first in a series of mini quilts that I made exploring a group of shapes inspired by some architecture. In this first quilt, I repeated the same motif for the entire quilt, but instead groupings of color to create the different sections. I like how the blocks themselves have a chunkiness to them by way of the thick central piece and also a delicateness to them by way of the silvered accent.

Technique: hand quilted, machine pieced.

Not for sale

Vote for People's Choice with Quilt # 913 \$46.2



Small Quilts



Too Soon to Tell

Kathy Cook
 Bloomington, Illinois, United States
 Bloomington-Normal Modern Quilt Guild
 @hbeecook

This is an improv quilt made by layering fabric then cutting free hand with a rotary cutter. I used the Kona color of the year, Tiger Lily, as a jumping off point. It was straight-line quilted by machine and hand quilted with a heavier thread for accent.

Techniques: hand embroidered, machine pieced, machine quilted without a frame - the quilt moved under the stationary needle, piecing.

Not for sale.

SML 3

Vote for People's Choice with Quilt # 1283

Small Quilts



Moma with Thomas

Jennifer Strauser
 Metuchen, New Jersey, United States
 Jersey Shore Modern Quilt Guild

This quilt is the result of a workshop on Modern Art Quilts with Thomas Knauer. This is my first serious exploration of improvisational piecing. I used a color palette from Curated Quilts for their mini quilt challenge. I enjoyed playing with curves, straight lines, and circles to suggest movement and tension.

Techniques: machine pieced, machine appliquéd, machine quilted without a frame - the quilt moved under the stationary needle, improvisational piecing, Trapunto

Sources: Kurt Schwitters, Joan Miró, workshop with Thomas Knauer.

\$500

SML 3

Vote for People's Choice with Quilt # 1617



Small Quilts



It Takes All Kinds

Nicole Kroesen
 Foothill Ranch, California, United States
 Individual Member
 @nkroesen

This mini quilt was inspired by the Curated Quilts prompt "Triangles". Using the given color palette was difficult for me, since they are not colors that I am typically drawn to. Each color is represented once and is quilted individually. As I was confronting these colors, most of which I rarely or never use, I was thinking about how it really does take all colors, hues, and saturations to add dimension to our art. It's the same with people and community—We need everyone's individual talents, interests and strengths to make up strong communities.

Technique: machine quilted without a frame - the quilt moved under the stationary needle.

\$400

SML 5

Vote for People's Choice with Quilt # 1259

Small Quilts



Tiny House Jamboree

Audrey Workman
 Signal Mountain, Tennessee, United States
 Chattanooga Modern Quilt Guild
 @artandstole

I live on a mountain in Tennessee and there are about a dozen renovated old log cabins within walking distance of my home. When Curated Quilts called for entries inspired by the traditional log cabin block I decided to miniaturize it, making a village of them using both hand dyed and commercial fabrics. I did not square the walls before assembly because I wanted them to be like the homes made by hand and subjected to effects of weather and aging.

Techniques: machine pieced, machine quilted without a frame - the quilt moved under the stationary needle, piecing.

Not for sale.

SML 3

Vote for People's Choice with Quilt # 1460



presented by THE MODERN QUILT GUILD

Small Quilts

♦ ♦ ♦

Oriel
Matt Macomber
Seattle, Washington, United States
Seattle Modern Quilt Guild
@Oddtease



This quilt was inspired by a photo of the Oriel Staircase in the Rookery Building in Chicago. The piecing began with the fan shapes in neutral solids to mimic the variations in the marble used in the steps. The rest of the process was figuring out how to puzzle the remaining elements into the piece.

Techniques: machine pieced, machine quilted without a frame - the quilt moved under the stationary needle, piecing.

Not for sale. SMQ 3

Vote for People's Choice with Quilt # 1382

SPONSORED BY





Small Quilts



Positively Radiating
 Shelley Brooks
 Virginia Beach, VA, United States
 Individual Member
 @shelleybrooksquills

What could be more happy than a yellow quilt? A yellow and green quilt, of course. I love the simple plus design and when I started placing the blocks randomly on my design wall – they began creating a circular pattern. I built on that path and decided the quilting should compliment the theme. Hope it made you smile.

Techniques: machine pieced, machine quilted without a frame - the quilt moved under the stationary needle, piecing.

Not for sale.

SML 3

Vote for People's Choice with Quilt # 1314

Small Quilts



Improv with stripes
 Silvia Glaubach
 Chapel Hill, North Carolina, United States
 Individual Member

I was particularly inspired by this color combination and wanted to try to improvise using mainly strips of different widths. Quilted more or less densely to add texture.

Techniques: machine pieced, machine quilted without a frame - the quilt moved under the stationary needle, improvisational piecing.

\$300

SML 3

Vote for People's Choice with Quilt # 1652



QUILT CON
presented by THE MODERN QUILT GUILD®

Small Quilts

Babsie
Yvonne Fuchs
Tehachapi, California, United States
Individual Member
@quiltngjetgirl


In loving memory of Babsie. The overlapping circles at the bottom represent the connection between generations and the free-floating orange peel at the top is the separation felt in losing Babsie, the last of her generation in our families. During a week spent with family, I began hand quilting the piece in the evenings as we remembered Grandma: her love of food, her horrible massages, and her unyielding curiosity to the end. She graduated with a degree in Chemistry in the 1940s, supported her family during WWII, and she was a pillar in her community and family.


Techniques: hand quilted, machine pieced, machine basted/stitched quilt top to batting for double layer of batting around orange peel and initial stabilization in preparation for hand quilting.

Not for sale. SML 5

Vote for People's Choice with Quilt # 68

SPONSORED BY





presented by THE MODERN QUILT GUILD

Small Quilts

Contrapunto
Sally Wight
Los Angeles, California, United States
Individual Member
@sallywight1983

Improvisational piecing from pieced components in a rhythmic setting reminding me of musical motifs strung together into a composition. Incorporating hand stitching.

Techniques: machine pieced, machine quilted without a frame - the quilt moved under the stationary needle, improvisational piecing.
Sources: Maria Thell workshop

\$400 SMQ.1

Vote for People's Choice with Quilt # 910

Small Quilts

Couch to 5K
Wanda A Dalton
Colonial Heights, Virginia, United States
Central Virginia Modern Quilt Guild
@wandasfesampler

My husband and I started an exercise program called Couch Potato to 5K this past summer. It's a phone app. The app starts with a warm up, followed by one-minute runs and one-and-a-half minute walks, then over time the length extends. During our "training" one morning, I commented that "little by little" we would reach our goal — just like quilting. To document our progress, I made a small block representing how far we had gone each day.

Techniques: machine pieced, machine quilted without a frame - the quilt moved under the stationary needle, piecing.

Not for sale. SMQ.2

Vote for People's Choice with Quilt # 539

Small Quilts

Single Helix
Julie Day
West Des Moines, Iowa, United States
Central Iowa Modern Quilt Guild
@bjrjaken

Single Helix started as an experiment in half circles, bias applique and walking foot quilting. I was interested in the drunkard's path type designs used by @pappersaxton and Jacquie Gering's walking foot designs in 'Wale' along with the use of solid fabric.

Techniques: machine pieced, machine quilted without a frame - the quilt moved under the stationary needle, bias applique.
Sources: Jacquie Gering, @pappersaxton

Not for sale. SMQ.3

Vote for People's Choice with Quilt # 1122



Small Quilts



Periwinkle Vibration

Kyona Nason
 East Norriton, Pennsylvania, United States
 Philadelphia Modern Quilt Guild
 @kyonanason

Designed and created for the 2018 Philadelphia Modern Quilt Guild color of the year challenge. I recently discovered Lorrie Cranor's interleaving technique and was inspired by the concept of merging two panels to create an entirely new pattern. I paper pieced two sets of panels then sliced them into narrow strips and alternated the strips to create this composition.

Techniques: machine pieced, machine quilted without a frame - the quilt moved under the stationary needle, paper pieced.

Not for sale.

SMLS

Vote for People's Choice with Quilt # 1464

Small Quilts



Refraction

Yvonne Fuchs
 Tehachapi, California, United States
 Individual Member
 @quillingjetgirl

Refraction was designed with the idea of light hitting the edge of a surface and reflecting back at different angles. Refraction is a phenomenon of light as it deflects and passes through objects of different density, and I like to imagine this mini quilt representing the spreading of not just light but ideas as they ripple, shift, and change at such a high rate in our online, digital world.

Techniques: machine pieced, machine quilted without a frame - the quilt moved under the stationary needle.

Not for sale.

SMLS

Vote for People's Choice with Quilt # 418



QUILTCON

presented by THE MODERN QUILT GUILD

Small Quilts



Japan Boro on My Mind

Merikay Waldvogel
Knoxville, Tennessee, United States
Knoxville Modern Quilt Guild

My modern quilt is inspired by the Japanese "boro" tradition of "up-cycling" family textiles into warm bedding and jackets. The fabrics purchased at temple markets in Tokyo were cut into half-square triangles, pieced together in an asymmetrical design and hand-quilted with the "sashiko" stitch.

Quilted by: Barbara Brackman

Techniques: hand quilted, machine pieced, piecing, quilted by hand using an improvised Japanese sashiko stitch.

Not for sale.

SMLS

Vote for People's Choice with Quilt # 1411

SPONSORED BY





presented by THE MODERN QUILT GUILD

Small Quilts



Log Lunacy

Laurie Sheldon
Washburn, North Dakota, United States
Individual Member

Color, contrast, courthouses and cabins! Improv meets tradition in this quilt which had its beginnings as a much simpler design. As construction progressed, I became energized by the process of using tiny bits of bright, colorful solids to contrast and intermingle with black. The 1 5/8 inch finished improvisational courthouse step and log cabin blocks are organized in rows and columns to design one large, traditional courthouse step block. At the very center of the quilt is a character of me!

Techniques: machine pieced, machine quilted without a frame - the quilt moved under the stationary needle.

Not for sale.

SMLS

Vote for People's Choice with Quilt # 1207

SPONSORED BY



What I learned from QuiltCon 2019.

Themes + Surprises

-Quilts generally fell into one of two classes; bold bright colors, or earthy neutrals. Rarely did they touch both, and few fell outside of these two colors schemes.

-Lack of solid white expanse. Even the negative space was filled with subtle but detailed piecing or quilting. Many other colors were showcased as the “negative space” instead of solid white.

-Lack of super dense quilting. This was present but only in less than 25% of quilts, and much less dense than I expected.

-At least 1/3 of show quilts contained printed fabrics. Most often paired with solids.

-Extensive amounts of depth and texture. Created by use of textured fabrics like linen or shot cotton, or by quilting using different colors, thread weights, or quilting techniques.

For future entries

-The quality and technical skill level of the show quilts is attainable. They were not so out of reach that any quilter could not get there by putting in effort.

Stephanie Ruyle's (DMMQG) quilts probably had the most technical skill demonstrated in any of the quilts in the show.

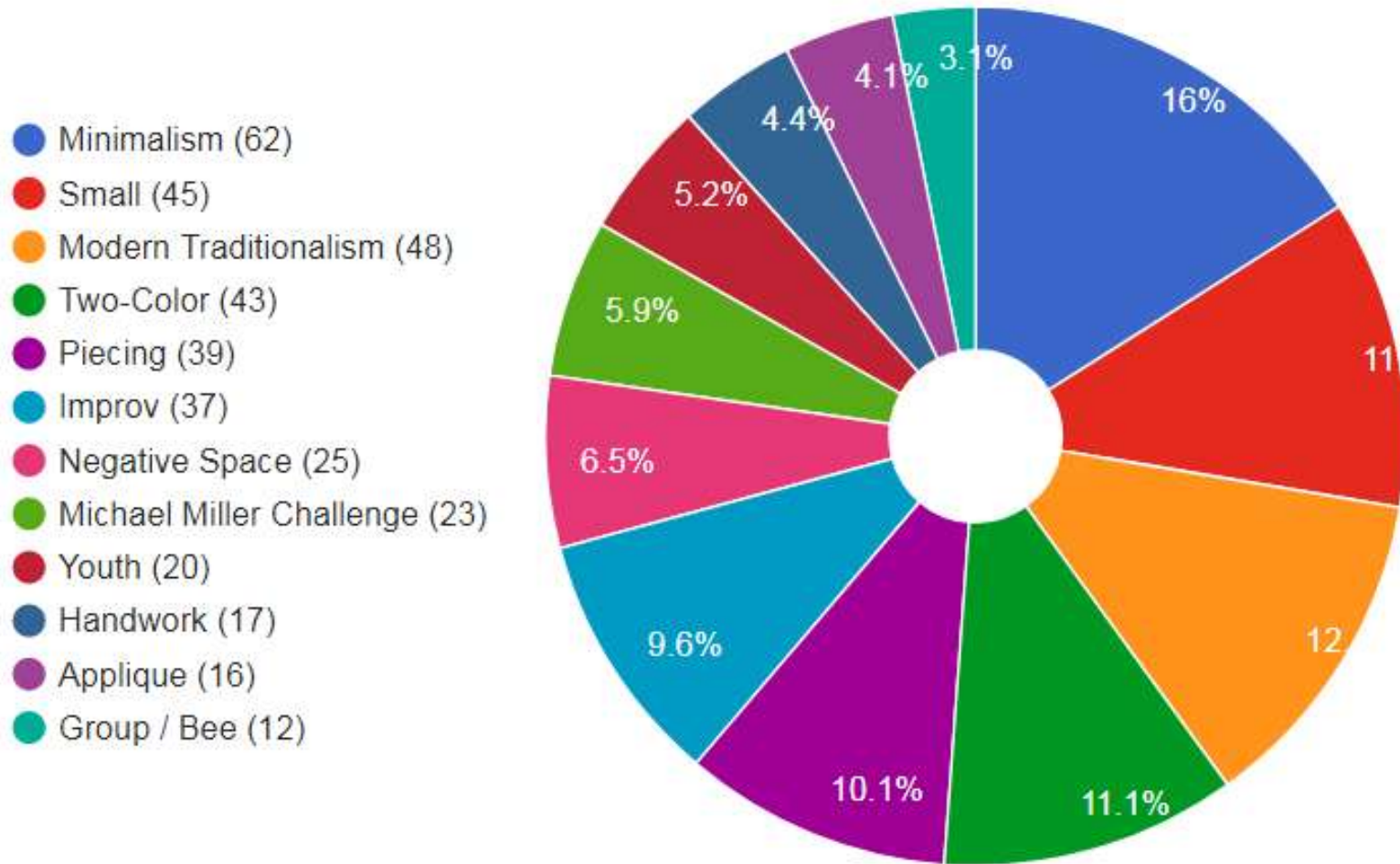
-On any given year any quilt could be accepted or denied. It is really just a chance if your quilt gets selected for the show.

-High quality, clear photographs that meet all the MQG requirements are probably very important to your chances of getting in.

-The smallest categories were: Group or Bee Quilts, Appliqué, and Handwork.

-The largest categories were: Minimalist Design, Modern Traditionalism, and Small Quilts.

QuiltCon 2019 Category Breakdown



graphic from stephskardalquilts.com

For future attendees

-Prepare to become a QuiltCon zombie. There is so much to see and so little time – especially if you are attending classes/lectures, or sightseeing around the city.

-Prioritize what you want to see and do.

I did not look too closely at the special exhibits (sherri lynn wood, 100 days, Thomas fire, etc...) because these are all extensively photographed and available to view elsewhere. I got a general feel for each exhibit and moved quickly.

-Get the 4 day show pass (free for MQG members who register by Nov 30) regardless if you only plan to attend just one day. You get a printed nametag and lanyard instead of just a wristband. It just feels more legit.

-Thursday and Saturday at the show were very busy. Try going Friday (after the MQG crowd has seen everything and before the locals come to visit).