
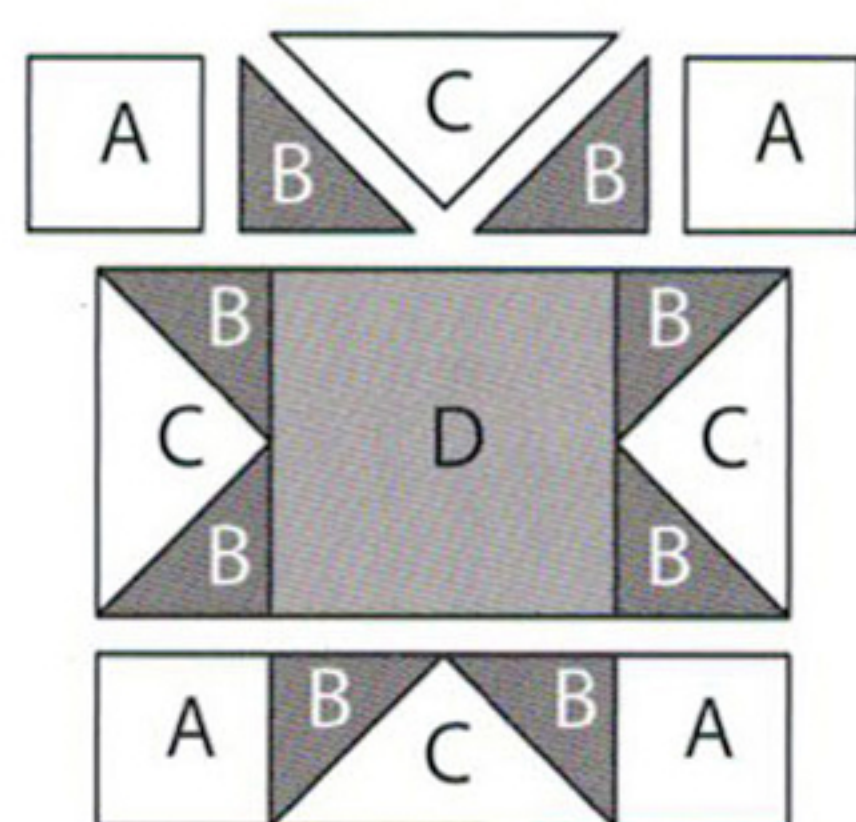











Sawtooth Star



FOR	CUT	NEED	6"	8"	10"	12"	36"
A	4 	4 	2	2½	3	3½	9½
B	4 	8 	2¾	2⅞	3¾	3⅞	9⅞
C	1 	4 	4¼	5¼	6¼	7¼	19¼
D	1 	1 	3½	4½	5½	6½	18½