
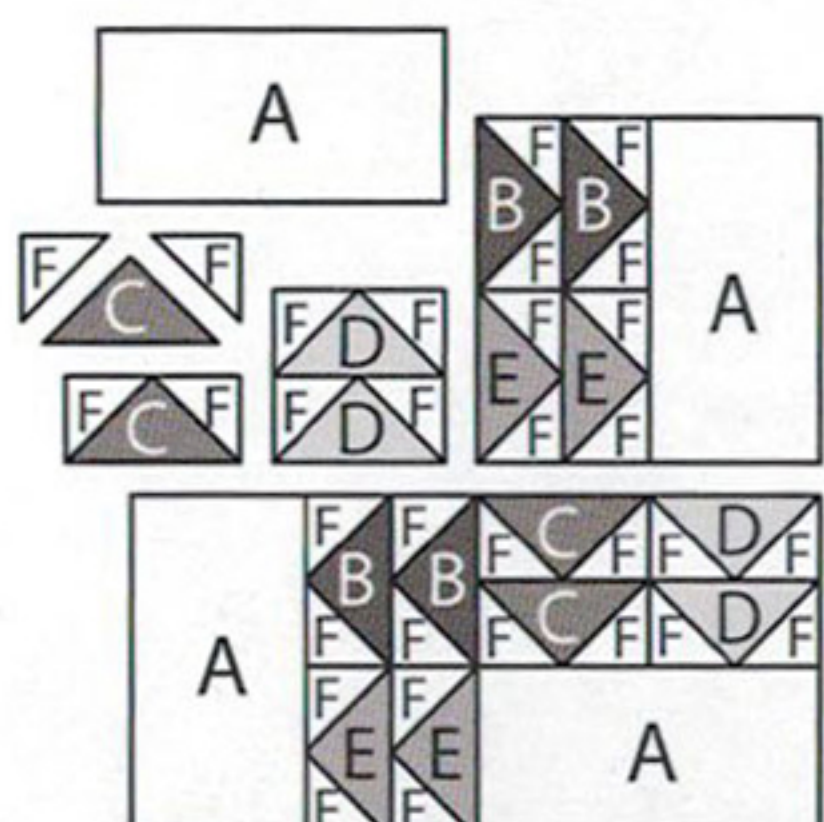



# Follow the Leader



FOR	CUT	NEED	6"	8"	10"	12"	36"
A	4	4	2 x 3 1/2	2 1/2 x 4 1/2	3 x 5 1/2	3 1/2 x 6 1/2	9 1/2 x 18 1/2
B	4	4	1 1/4 x 2	1 1/2 x 2 1/2	1 3/4 x 3	2 x 3 1/2	5 x 9 1/2
C	4	4	1 1/4 x 2	1 1/2 x 2 1/2	1 3/4 x 3	2 x 3 1/2	5 x 9 1/2
D	4	4	1 1/4 x 2	1 1/2 x 2 1/2	1 3/4 x 3	2 x 3 1/2	5 x 9 1/2
E	4	4	1 1/4 x 2	1 1/2 x 2 1/2	1 3/4 x 3	2 x 3 1/2	5 x 9 1/2
F	16	32	1 5/8	1 7/8	2 1/8	2 3/8	5 3/8