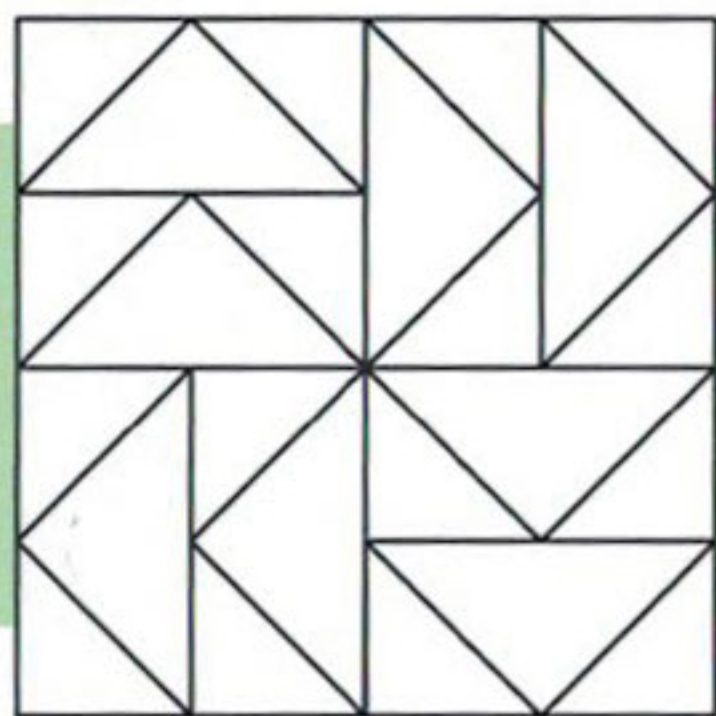

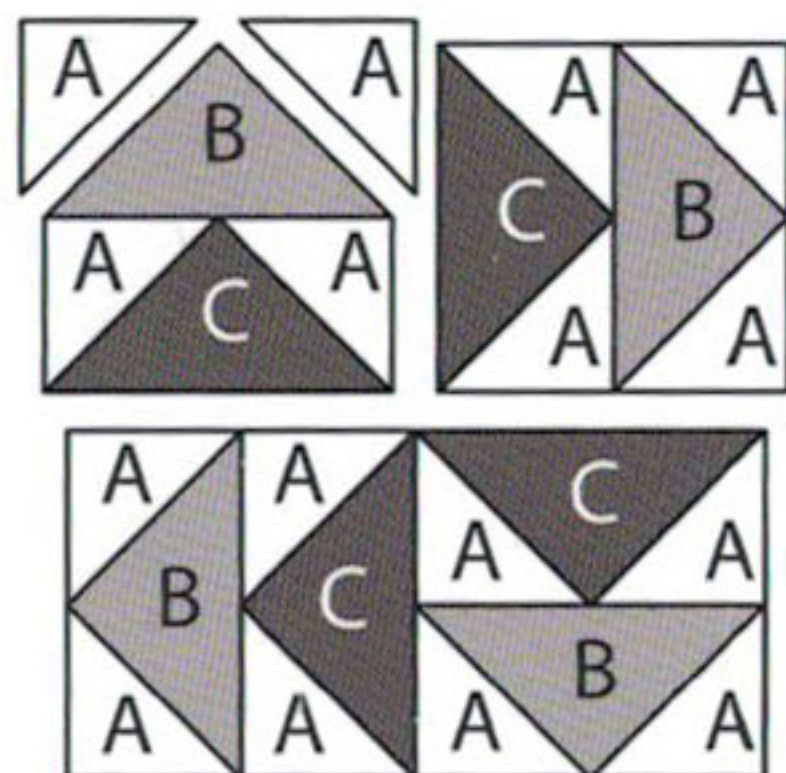



21



## Dutchman's Puzzle



FOR	CUT	NEED	6"	8"	10"	12"	36"
A	8 	16 	$2\frac{3}{8}$	$2\frac{7}{8}$	$3\frac{3}{8}$	$3\frac{7}{8}$	$9\frac{7}{8}$
B	1 	4 	$4\frac{1}{4}$	$5\frac{1}{4}$	$6\frac{1}{4}$	$7\frac{1}{4}$	$19\frac{1}{4}$
C	1 	4 	$4\frac{1}{4}$	$5\frac{1}{4}$	$6\frac{1}{4}$	$7\frac{1}{4}$	$19\frac{1}{4}$